dormakaba

RCI 2020
Product Catalogue



dormakaba

Table of Contents

What's New		6
Electromagnetic Locks	8310 MultiMag®	8
	8320 MultiMag®	8
	8310-IQ IntelliMag®	9
	8320-IQ IntelliMag®	9
	DE8310 Delayed Egress	10
	171HD Magnetic Lock	11
	8360 Mortise MiniMag®	12
	8365 Mortise MicroMag®	12
	8371 Surface MiniMag®	13
	8372 Surface MiniMag®	13
	8375 Surface MicroMag®	14
	8380 GateMag®	14
	Accessories	15-17
	Building Code Signs	18
Electric Strikes	Cross Reference	20
	0161 3/4" Semi-Mortise Rim Strikes	21
	0162 3/4" Surface Mount Rim Strikes	22
	0163 1/2" Surface Mount Rim Strikes	23
	F1114 Centerline Strikes	24
	F1119 Centerline Strikes	24
	F2164/2364 All-In-One Strikes	25
	4 Series Centerline Strikes	26
	6 Series Centerline Strikes	27
	7 Series Centerline Strikes	28
	12C Compact Strike	29
	VR165 Vertical Rod Strike	29
	Modular Strike Inserts	30
	Modular Strike Faceplates	31
	Accessories	32-33
	Frame & Lock Type Reference Guide	34
Keypads & Readers	5355R Proximity Reader & Keypad Combo	36
	5395R Proximity Reader	36
	6005R Mullion Proximity Reader	36
	125kHz Proximity Cards & Fobs	37
	9325 Keypads	38
	9212 Keypads	39
	9320 Reader + Controller	40
	9321 Reader + Controller	40
	9322 Reader + Controller	41
	9323 Reader + Controller	41

Switches	906 Handicap Pushbutton	43
	908 Exit Pushbutton	43
	916 Tamper-Resistant Handicap Pushbutton	44
	918 Tamper-Resistant Exit Pushbutton	44
	990 Oversized Tamper-Resistant Pushbutton	45
	991 Pneumatic Time Delay Pushbutton	46
	919 Rotary Release Pushbutton	47
	920 Emergency Release Keyswitch/Pushbutton	47
	917 Easy Touch Pushbutton	48
	972 All-In-One Illuminated Pushbutton	48
	970 Illuminated Exit Pushbutton	49
	975 Illuminated Exit Pushbutton	49
	980 Economy Pushbutton	50
	903 Audible Alert	50
	960 Tamper-Resistant Keyswitch	51
	904P Emergency Pull Station	52
	909 Rocker Switch	52
	914 Sounder	52
	915 Passive Infrared	53
	915AFI Active Focused Infrared	53
	946 Square Push Plate	54
	950 Round Push Plate	54
	910TC Touchless Switch	55
	940 Rectangular Push Plate	56
	941 Mullion Push Plate	57
	9LP36 Low Profile Push Plate	58
	9BOLL Bollard/Mounting Post	58
	9RCT433 Transmitters	58
	9DRCR433 Receivers	58
	9500/9501 Mortise Pin Transfers	59
	9507/9509 Flex Loops	59
	9503/9505 Ball Transfers	59
	9520 Series Electrified Hinges	59
	9512/9513 Bridge Cables	60
	9530 Balanced Magnetic Contact DPS	60
	9540 Recessed Magnetic Contact DPS	60
	Accessories	61

Locksets	C800 Series Cylindrical Locksets	63-65
Specialty Locks	3590 Lock 'N' Prox	67
	3510LM Electromechanical Cabinet Lock	68
	3513 Electromechanical Cabinet Lock	68
	3525 Electromechanical Rack Handle Lock	69
	MEM4400 Compact Electromechanical Lock	70
	S2500A Mini Electromagnetic Lock	70
	EM-MAG1500 Compact Electromechanical Lock	71
	MEM2400 Compact Electromechanical Lock	71
Exit Devices	120 Series Exit Bar	73
	1200 Series Mechanical Rim Exit Bar	74
	1300 Series Electrified Rim Exit Bar	75
	Exterior Trims	76
Power Supplies	DKPS-2A Power Supply	78
	DKPS-4A Power Supply	78
	DKPS-6A Power Supply	79
	DKPS-TSW Tamper Switches	79
	Accessories	80-81
Terms & Conditions		82

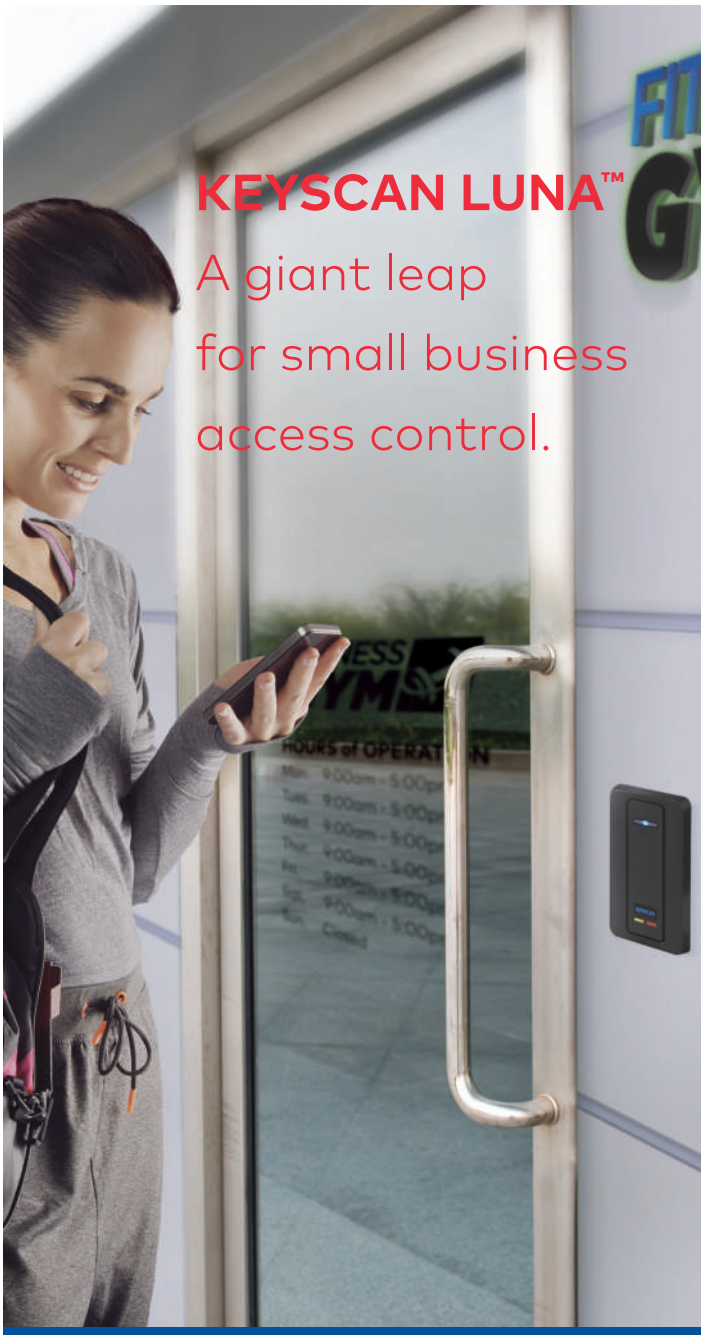

KEYSCAN LUNA™

A giant leap for small business access control.

Keyscan LUNA™ is a cost-effective access control system specifically designed for installations of 1 to 6 doors.

The combination of Single Door Access Control units (SDAC) and comprehensive software, together with low computer overhead, helps make access control affordable for small businesses. Security, accountability, user management and reporting is now available at a fraction of the cost of comparable systems.



E-Plex® 7900 shown with Keyscan Mobile Access Credential

Trust dormakaba for solutions that provide the perfect blend of form, flexibility and function.
Our comprehensive line of networked access systems, electronic access controls, wireless and stand-alone electronic locks are designed for all commercial building applications with a single goal in mind– making access in life smart and secure.

Keyscan networked access control	RCI electronic access controls	E-Plex, Simplex and Powerplex stand-alone and wireless access controls
		

Whats New



171HD Magnetic Lock for Hazardous Locations

Specifically designed for hazardous locations, the RCI 171HD magnetic lock is a UL Listed magnetic lock that meets the requirements for Class I, Division 2 applications. The 171HD offers continuous monitoring capability for open/close status or attempted unauthorized entry. Page 11



Strike Marking Template Kit

The SMT-01 strike marking template kit is ideal for accurately guiding prepping of the frame for the installation. Now available for F2 electric strike. Page 33



910TC Touchless Switch

The new RCI 910TC touchless switch operates automatic doors with just a wave of the hand. Hands-free operation is ideal for any workplace environment where the spread of infectious disease through surface contact is a concern. The 910TC features remote control, manual override in the event of power loss, and adjustable activation zone. Page 56



6 Series Lip Bracket & Aluminum Faceplates

RCI continues to bring you valuable accessories that offer reliability and convenience. These accessories complete the installation leaving a finished and clean installation. Page 33



Includes EXIT and EMERGENCY labels

EXIT EMERGENCY

990 Oversized Tamper-Resistant Exit Pushbutton

Red or green, 2-3/8" (60 mm) diameter button now available with "EXIT" and "EMERGENCY" labels (English, French or Spanish). Page 45





972 All-In-One Illuminated Pushbutton

Tiles added to the standard offering of the large 2" (51 mm) square illuminated LED pushbutton. Includes 3 messages, "Exit", "Push to Exit", and "Occupied When Lit" in English/Spanish or English/French; and a Handicap symbol. Page 48



0163 1/2" Rim Solenoid Electric Strike

This solenoid rim strike is a surface-mounted electric strike designed to work with Pullman style rim exit device latches. Page 23

Electromagnetic Locks

RCI Electromagnetic Locks



8310 MultiMag®

For single outswinging interior or perimeter doors.
10-1/2"W x 2-7/8"H x 1-5/8"D (268mm x 73mm x 41mm) –
Includes 1/4" (6mm) mounting bracket
Armature Plate: 7-7/16"W x 2-3/8"H x 5/8"D
(190mm x 61mm x 16mm)



8320 MultiMag®

For double outswinging interior or perimeter doors.
21-1/8"W x 2-7/8"H x 1-5/8"D (536mm x 73mm x 41mm) –
Includes 1/4" (6mm) mounting bracket
Armature Plate: 7-7/16"W x 2-3/8"H x 5/8"D
(190mm x 61mm x 16mm) each

Energy
230mA[1]
Auto-Sensing 12-24VDC

Strength
Up to 1,200lbf Holding Force
(each electromagnet)

Warranty
Lifetime Limited Warranty

Mode
Fail-Safe

Fire-Rated
CAN/ULC S104
UL 10C 1-1/2-Hours

Monitoring
Optional Door Status Sensor (DSS)/
Security Condition Sensor (SCS) Available

[1]Max at 12VDC for 8310, 460mA for 8320

- Keyhole mounting for ease of installation
- Built-in time delay (instant release with adjustable relock, programmable from 0-35 seconds)
- Convenient plug-in wiring terminals
- Easy-access wiring cavity
- Stabilizing 4-bolt "drop stop" mounting
- Surge protection
- Designed to overcome residual magnetism
- Self-drilling Teks® fasteners
- Includes 5/8" (16mm) armature plate, optional 3/8" (9.5mm) available
- Available in Brushed Anodized Aluminum (28) or Brushed Anodized Dark Bronze (40) finish
- UL 294 Special Locking Arrangement Component (6th Edition)
- CAN/ULC S104 Auxiliary Locks Listed for fire doors rated up to 1-1/2-hours
- UL 10C Auxiliary Locks Listed for fire doors rated up to 1-1/2-hours
- California State Fire Marshal Listed (CSFM: 3774-2275:0500)

c UL us LISTED

Options

SCS – Security Condition Sensor
Electronic field presence sensor for remote and local LED indication of lock status (locked or unlocked), reduced holding force caused by materials between magnet and plate and unlocked device due to voltage drop.



LED Indicator

DSS – Door Status Sensor
Magnet-reed type sensor for remote indication of door status (opened or closed) independent of local power. Magnet embedded in armature for tamper resistance; reed switch inside electronic housing cavity for easy access.
Armature Plate: 9-7/8"W x 2-3/8"H x 5/8"D
(252mm x 61mm x 16mm)



Magnetic Door Contact

How To Order

MultiMag®				Finish
Single Magnet	10		28	Brushed Anodized Aluminum[2]
Double Magnet	20		40	Brushed Anodized Dark Bronze
83		x		
		SCS		Security Condition Sensor
		DSS		Door Status Sensor
		DSS/SCS		Door Status Sensor and Security Condition Sensor
				Options

Example: **8310 SCS x 28**
[2]Standard

RCI Electromagnetic Locks



8310-IQ IntelliMag®

For single outswinging interior or perimeter doors.
10-1/2"W x 2-7/8"H x 1-5/8"D (268mm x 73mm x 41mm) –
Includes 1/4" (6mm) mounting bracket
Armature Plate: 7-7/16"W x 2-3/8"H x 5/8"D
(190mm x 61mm x 16mm)



8320-IQ IntelliMag®

For double outswinging interior or perimeter doors.
21-1/8"W x 2-7/8"H x 1-5/8"D (536mm x 73mm x 41mm) –
Includes 1/4" (6mm) mounting bracket
Armature Plate: 7-7/16"W x 2-3/8"H x 5/8"D
(190mm x 61mm x 16mm) each

Energy
590mA[1]
Field-Selectable 12/24VDC

Strength
Up to 1,200lbf Holding Force
(Each Electromagnet)

Warranty
Lifetime Limited Warranty

Mode
Fail-Safe

Fire-Rated
CAN/ULC S104
UL 10C 1-Hour

Monitoring
Individually Encoded Armature Plate

[1]Max at 12VDC for 8310-IQ, 1.18A for 8320-IQ

- Designed for high security applications, this intelligent magnet recognizes its own armature plate,

  preventing anyone from "tricking" the magnet with a separate plate – each encoded armature plate is individually registered to match its own electromagnetic lock
- Two independent relay outputs allow for lock status and alarm status for local and/or remote indication
- Illegal armature plate alarm
- Alarm time setting
- Keyhole mounting for ease of installation
- Easy-access wiring cavity

- Stabilizing 4-bolt "drop stop" mounting
- Surge protection
- Built-in time delay (instant release with adjustable relock, programmable from 0-90 seconds)
- Includes 5/8" (16mm) armature plate
- Available in Brushed Anodized Aluminum (28) or Brushed Anodized Dark Bronze (40) finish
- CAN/ULC S104 Auxiliary Locks Listed for fire doors rated up to 1-hour
- UL 10C Auxiliary Locks Listed for fire doors rated up to 1-hour
- California State Fire Marshal Listed (CSFM: 3774-2275:0500)

c UL us LISTED

How To Order

	IntelliMag®				
	10 – Single Magnet				
	20 – Double Magnet				
83		-IQ	x		
				28 – Brushed Anodized Aluminum[2]	
				40 – Brushed Anodized Dark Bronze	
				Finish	

Example: **8320-IQ x 40**
[2]Standard

RCI Electromagnetic Locks



*Shown: DE8310S





DE8310 Delayed Egress

For single outswinging perimeter door.
DE8310: 10-13/16"W x 2-7/8"H x 2-1/8"D (275mm x 73mm x 54mm) – Includes 1/4" (6mm) mounting bracket
DE8310S: 11-3/4"W x 2-7/8"H x 2-1/8"D (299mm x 73mm x 54mm) – Includes 1/4" (6mm) mounting bracket
Armature Plate: 7-7/16"W x 2-3/8"H x 5/8"D (190mm x 61mm x 16mm)

Energy
490mA[1]
Auto-Sensing 12-24VDC

Strength
Up to 1,200lbf Holding Force

Warranty
5 Year Limited Warranty

Mode
Fail-Safe

Fire-Rated
CAN/ULC S104
UL 10C 1-1/2-Hour

Monitoring
Local & Remote Relay Outputs & Optional Built-In Sounder

[1]Base unit, max at 12VDC

- Built-in sensor detects when pressure is applied to outward swinging doors – no need to replace existing door hardware
- Field-selectable 15 or 30 second release delay with field-selectable 0 to 3 second nuisance delay
- Provision for IBC, SBC, NFPA101, UBC, BOCA or NBC of Canada compliance
- Unique highly visible red/green light panel indicates status of door (local)
- Available with built-in sounder
- Includes 960 Keyswitch for reset and override, Building Code Sign and base unit (DE8310) includes a 914 External Sounder
- Dry contact SPDT relays provided for local and/or remote monitoring
- Keyhole mounting for ease of installation
- Convenient plug-in wiring harnesses
- Easy-access wiring cavity
- Stabilizing 4-bolt "drop stop" mounting
- Surge protection
- Designed to overcome residual magnetism
- Includes self-drilling Teks® fasteners
- DE8310 top jamb bracket kit (TJDE108) now available
- Includes 5/8" (16mm) armature plate
- Brushed Anodized Aluminum (28) finish
- Ability to synchronize up to 4 doors (with or without mullion) using a converter. Please request further details[2]
- UL 294 Special Locking Arrangements Component (6th Edition)
- CAN/ULC S533 Special Locking Arrangements Components (4th Edition)
- CAN/ULC S104 Auxiliary Locks Listed for fire doors rated up to 1-1/2-hour
- UL 10C Auxiliary Locks Listed for fire doors rated up to 1-1/2-hour
- Patent #'s: US 8,292,337 Canada 2,632,243

[2]Custom applications that require synchronization of 3 or 4 doors will require special AHJ approval

Options

S - Built-In Sounder
Built-in sounder pulses slowly during the short nuisance delay and sounds steady through the release delay and will continue until reset. If forced open before the set release delay has lapsed, the sounder cannot be turned off without switching the system power off.



Built-in Sounder

How To Order

DE8310		x	28
	S	–Built-In Sounder Options	

Example: **DE8310 S x 28**

RCI Electromagnetic Locks



171HD Magnetic Lock for Hazardous Locations

14"W x 1-3/4"H x 2"D (355mm x 45mm x 51mm)
Armature Plate: 10-3/4"W x 1-3/4"H x 5-8"D (273mm x 45mm x 16mm)

Energy
260 mA[1]
24VDC

Strength
Up to 1,200lbf
Holding Force

Warranty
1 Year Limited
Warranty

Mode
Fail-Safe

Monitoring
Door Position
Status Sensor

- Magnetic lock that meets the requirements for Class I, Division 2 applications.
- Offers continuous monitoring capability for open/close status or attempted unauthorized entry.
- Ability to securely lock fire exit doors and power down when signaled to do so by an appropriate door control unit.
- Low projections from header accommodates most door conditions without the need for filler plate or special bracket.
- Door position switch (DPS) standard feature.
- Built-in surge protection.
- Easy installation and maintenance.
- No pins, latches or moving parts to avoid failure that could impede safe egress in an emergency situation.
- Includes 5/8" (16 mm) armature plate.
- Brushed Anodized Aluminum (28) finish.
- Hazardous Locations Door Holders:
  - Category – FDGF. Class I, Division 2 compliant. Tested to UL228 - Door closers-holders with/without integral smoke detectors
  - File Number – E146590
- Releasing Devices:
- Category – SZNT
  - Tested to ANSI/UL864 - control units and accessories for fire alarm systems
  - File Number – S5020

Also available
RCI ZB171HD for single in-swinging doors, pull side mount.
Includes "Z" bracket inswing assembly kit.

SECURITY UL LISTED UL LISTED

RCI Electromagnetic Locks



8360 Mortise MiniMag®

For sliding doors.
9"W x 1-1/2"H x 1-1/6"D (229mm x 38mm x 27mm) – Includes 3/4" (19mm) mounting tabs
Armature Plate: 7-1/4"W x 1-1/2"H x 1/2"D (185mm x 38mm x 13mm)

Energy
500mA[1]
Field-Selectable 12/24VDC

Strength
Up to 750lbf
Holding Force

Warranty
Lifetime Limited Warranty

Mode
Fail-Safe

Monitoring
Built-In Remote Lock Status Sensor

[1]Max at 12VDC

- Low-profile design ideal for sliding doors
- Brushed Anodized Aluminum (28) finish

How To Order

8360	x	28



8365 Mortise MicroMag®

For small enclosures.
7-15/16"W x 1-11/32"H x 13/16"D (202mm x 34mm x 21mm) – Includes 11/16" (17.5mm) mounting tabs
Armature Plate: 5-1/8"W x 1-1/4"H x 21/64"D (130mm x 32mm x 8.5mm)

Energy
400mA[1]
Field-Selectable 12/24VDC

Strength
Up to 300lbf
Holding Force

Warranty
Lifetime Limited Warranty

Mode
Fail-Safe

[1]Max at 12VDC

- Low-profile design ideal for sliding doors, cabinets and small enclosures
- Brushed Anodized Aluminum (28) finish

How To Order

8365	x	28

RCI Electromagnetic Locks





8371 Surface MiniMag®

For single outswinging interior or perimeter doors.
9-3/8"W x 1-7/8"H x 1"D (238mm x 48mm x 25mm) –
Includes 3/16" (5mm) mounting bracket
Armature Plate: 7-1/4"W x 1-1/2"H x 1/2"D
(185mm x 38mm x 13mm)

8372 Surface MiniMag®

For double outswinging interior or perimeter doors without mullions.
18-3/4"W x 1-7/8"H x 1"D (476mm x 48mm x 25mm) –
Includes 3/16" (5mm) mounting bracket
Armature Plate: 7-1/4"W x 1-1/2"H x 1/2"D
(185mm x 38mm x 13mm) each

Energy
520mA[1]
Field-Selectable 12/24VDC

Strength
Up to 750lbf Holding Force
(each electromagnet)

Warranty
Lifetime Limited Warranty

Mode
Fail-Safe

Fire-Rated
CAN/ULC S104
UL 10C 1-Hour

Monitoring
Optional Door Status Sensor (DSS)/
Security Condition Sensor (SCS)
Available

[1]Max at 12VDC for 8371, 1.04A for 8372

- Stabilizing 4 bolt "drop stop" mounting
- Keyhole mounting for ease of installation
- Surge protection
- Designed to overcome residual magnetism
- Easy-access wiring cavity
- Includes 3/8" (9.5mm) armature plate
- Available in Brushed Anodized Aluminum (28) or Brushed Anodized Dark Bronze (40) finish
- UL 294 Special Locking Arrangement Component (6th Edition)
- UL 10C Auxiliary Locks Listed for fire doors rated up to 1-hour
- CAN/ULC S104 Auxiliary Locks Listed for fire doors rated up to 1-hour
- California State Fire Marshal Listed (CSFM: 3774-2275:0500)

Options

c UL us LISTED

SCS – Security Condition Sensor
Electronic field presence sensor for remote and local LED indication of lock status (locked or unlocked), reduced holding force caused by materials between magnet and plate and unlocked device due to voltage drop.



LED Indicator

DSS – Door Status Sensor
Magnet-reed type sensor for remote indication of door status (opened or closed) independent of local power. Magnet embedded in armature for tamper resistance; reed switch inside electronic housing cavity for easy access.



Magnetic Door Contact

How To Order

MiniMag®				Finish
Single Magnet	71		28	–Brushed Anodized Aluminum[2]
Double Magnet	72		40	–Brushed Anodized Dark Bronze
83		x		
	SCS			–Security Condition Sensor
	DSS			–Door Status Sensor
	DSS/ SCS			–Door Status Sensor And Security Condition Sensor
				Options

Example: **8371 SCS x 28**
[2]Standard

RCI Electromagnetic Locks



8375 Surface MicroMag®

For swinging doors on small enclosures.
6-17/32"W x 1-1/2"H x 13/16"D (166mm x 38mm x 21mm) –
Includes 1/8" (3mm) mounting bracket
Armature Plate: 5-1/8"W x 1-1/4"H x 21/64"D
(130mm x 32mm x 8.5mm)

Energy
360mA[1]
Field-Selectable 12/24VDC

Strength
Up to 300lbf
Holding Force

Warranty
Lifetime Limited Warranty

Mode
Fail-Safe

[1]Max at 12VDC

- Low-profile compact design
- Easy-access wiring cavity
- Surge protection
- Designed to overcome residual magnetism
- Self-drilling Teks® fasteners
- Includes 21/64" (8.5mm) armature plate
- Brushed Anodized Aluminum (28) finish

How To Order

8375	x	28



8380 GateMag®

For interior or exterior perimeter gates.
8-7/8"W x 2-1/2"H x 1-3/4"D (225mm x 63mm x 45mm)
Armature Plate: 7-7/16"W x 2-3/8"H x 5/8"D (190mm x 61mm x 16mm)

Energy
480mA[1]
Field-Selectable
12/24VDC

Strength
Up to 1,200lbf
Holding Force

Warranty
Lifetime Limited
Warranty

Mode
Fail-Safe

Fire-Rated
CAN/ULC S104
UL 10C 1-1/2-Hour

Environment
Rugged Weather-
Resistant Design

[1]Max at 12VDC

- Rugged, stainless steel housing
- Weather-resistant
- Built-in remote lock status (RLS) indicated whether the magnet is locked or unlocked
- Versatile face or bottom through-bolt mounting
- Built-in conduit fitting and extra-long wire cable allowing easy wire access to an electrical box
- Surge protection
- Designed to overcome residual magnetism
- Includes 5/8" (16mm) armature plate, optional 3/8" (9.5mm) available
- Brushed Stainless Steel (32D) finish
- UL 10C Auxiliary Locks Listed for fire doors rated up to 1-1/2-hours
- CAN/ULC S104 Auxiliary Locks Listed for fire doors rated up to 1-1/2-hours
- California State Fire Marshal Listed (CSFM: 3774-2275:0500)

c UL us LISTED

How To Order

8380	x	32D

RCI Electromagnetic Locks Accessories



Angle Brackets

For narrow aluminum frames or center-hung single-acting doors, when inadequate space is left for mounting.

- Available in Brushed Anodized Aluminum (28) or Brushed Anodized Dark Bronze (40). Please specify when ordering.

Model	Dimensions	Finish	Compatible with
AB-01	1"H x 1"W x 10-1/2"L	28/40	8310
AB-02	1-1/2"H x 1"W x 10-1/2"L	28/40	8310
AB-03	1-1/2"H x 1-1/4"W x 10-1/2"L	28/40	8310
AB-20	1"H x 1"W x 21"L	28/40	8320
AB-21	1-1/2"H x 1"W x 21"L	28/40	8320
AB-22	1-1/2"H x 1-1/4"W x 21"L	28/40	8320
AB-710	1"H x 1"W x 9-3/8"L	28/40	8371
AB-711	1-1/2"H x 1"W x 9-3/8"L	28/40	8371
AB-712	1-1/2"H x 1-1/2"W x 9-3/8"L	28/40	8371
AB-713	1-1/2"H x 2"W x 9-3/8"L	28/40	8371
AB-720	1"H x 1"W x 18-3/4"L	28/40	8372
AB-721	1-1/2"H x 1"W x 18-3/4"L	28/40	8372
AB-722	1-1/2"H x 1-1/2"W x 18-3/4"L	28/40	8372
AB-723	1-1/2"H x 2"W x 18-3/4"L	28/40	8372
AB179NR-258	1-1/2"H x 2-5/8"Wx 14"L For door with No Reveal - Single - Angle Bracket	28	171HD
AB179R-118-158	1"H x 1"W x 14"L For 1-1/8" to 1-5/8"Reveal - Single - Angle Bracket	28	171HD
AB179R-58-1	1-1/2"H x 2"W x 14"L For 5/8" to 1" Reveal - Single - Angle Bracket	28	171HD



Armature Bolts

Model	Dimensions	Description
Compatible with: 8310, 8310-IQ, DE8310, EW8310, 8371, 8380		
ARMB155	2-1/8" (55mm)	For doors 1-3/4"-2-1/4" (44-57mm) thick
ARMB170	2-3/4" (70mm)	For doors 2-1/4"-2-3/4" (57-70mm) thick
ARMB180	3-1/8" (80mm)	For doors 2-1/2"-3" (70-76mm) thick
Compatible with: 8320, 8320-IQ, 8372		
ARMB255	2-1/8" (55mm)	For doors 1-3/4"-2-1/4" (44-57mm) thick
ARMB270	2-3/4" (70mm)	For doors 2-1/4"-2-3/4" (57-70mm) thick
ARMB280	3-1/8" (80mm)	For doors 2-1/2"-3" (70-76mm) thick



Armature Plates

Model	Dimensions	Finish	Compatible with
AP01	3/8" (9.5mm)	Steel	8310, 8320, 8380
AP02	5/8" (16mm)	Steel	8310, 8320, 8380
AP03	3/8" (9.5mm)	Steel	8360, 8371, 8372
AP04	5/16" (8mm)	Steel	8365, 8375
AP20	3/8" (9.5mm)	Steel	8310xDSS, 8320xDSS
AP21	5/8" (16mm)	Steel	8310xDSS, 8320xDSS
AP03D	3/8" (9.5mm)	Steel	8371xDSS, 8372xDSS



DSS Retrofit Kits

If a door status sensor is desired after magnet has been installed, it can easily be added on site.

- Kit includes both Brushed Anodized Aluminum (28) and Brushed Anodized Dark Bronze (40) cover plate screws.

Model	Description	Finish	Compatible with
DSR01	3/8" (9.5mm)	Steel	8310
DSR02	5/8" (16mm) Standard	Steel	8310
DSR03	3/8" (9.5mm)	Steel	8320
DSR04	5/8"(16mm) Standard	Steel	8320



Armature Plate Holders

- Available in Brushed Anodized Aluminum (28) or Brushed Anodized Dark Bronze (40). Please specify when ordering.

Model	Description	Finish	Compatible with
AH10	8310 armature plate holder	28/40	8310
AH15	8310xDSS armature plate holder	28/40	8310xDSS
AH20	8320 armature plate holder	28/40	8320
AH25	8320xDSS armature plate holder	28/40	8320xDSS
AH71	8371 armature plate holder	28/40	8371
AH72	8372 armature plate holder	28/40	8372
AH75	8375 armature plate holder	28/40	8375

NOTE: Accessories may impact holding force.

RCI Electromagnetic Locks Accessories



Conduit Mounting Bracket

Used anywhere surface-mounted conduit is required to run wires to the face of the magnetic lock.

Model	Dimensions	Finish	Compatible with
CMB108	1"D x 2-11/64"H x 10-9/16"L	28	8310



Filler Bars/ Filler Plates

For frame stops narrower than 2" (51mm).
- Available in Brushed Anodized Aluminum (28) or Brushed Anodized Dark Bronze (40). Please specify when ordering.

Model	Dimensions	Finish	Compatible with
FB-01	1/4"H x 3/4"W x 10-1/2"L	28/40	8310
FB-02	3/8"H x 3/4"W x 10-1/2"L	28/40	8310
FB-03	1/2"H x 3/4"W x 10-1/2"L	28/40	8310
FB-04	5/8"H x 3/4"W x 10-1/2"L	28/40	8310
FB-05	1/2"H x 5/8"W x 10-1/2"L	28/40	8310
FB-20	1/4"H x 3/4"W x 21"L	28/40	8320
FB-21	3/8"H x 3/4"W x 21"L	28/40	8320
FB-22	1/2"H x 3/4"W x 21"L	28/40	8320
FB-23	5/8"H x 3/4"W x 21"L	28/40	8320
FB-24	1/2"H x 5/8"W x 21"L	28/40	8320
FB-710	1/4"H x 3/4"W x 9-3/8"L	28/40	8371
FB-711	3/8"H x 3/4"W x 9-3/8"L	28/40	8371
FB-712	1/2"H x 3/4"W x 9-3/8"L	28/40	8371
FB-713	5/8"H x 3/4"W x 9-3/8"L	28/40	8371
FB-720	1/4"H x 3/4"W x 18-3/4"L	28/40	8372
FB-721	3/8"H x 3/4"W x 18-3/4"L	28/40	8372
FB-722	1/2"H x 3/4"W x 18-3/4"L	28/40	8372
FB-723	5/8"H x 3/4"W x 18-3/4"L	28/40	8372
FP178-12	1/2"H x 1-1/4"W x 14"L Single Filler Plate	28	171HD
FP178-58	5/8"H x 1-1/4"W x 14"L Single Filler Plate	28	171HD



Post Bracket

Used to mount armature plate to sliding gate.

Model	Dimensions	Finish	Compatible with
PB-80	3-1/2"H x 2-1/2"W x 8-7/8"L	28	8380



Glass Door Brackets

Required for glass doors without mounting rails.

Model	Dimensions	Finish	Compatible with
GB8112	1/2" (13mm)	32D	8310
GB8134	3/4" (19mm)	32D	8310
GB8212	1/2" (13mm)	32D	8320
GB8234	3/4" (19mm)	32D	8320
GB7112	1/2" (13mm)	32D	8371
GB7134	3/4" (19mm)	32D	8371
GB7212	1/2" (13mm)	32D	8372
GB7234	3/4" (19mm)	32D	8372
GB7512	1/2" (13mm)	32D	8375
GB7534	3/4" (19mm)	32D	8375



L Brackets

Required when there is no space on the header to mount the magnetic lock.
Magnet mounts on bracket and bracket mounts on vertical face of frame.
- Available in Brushed Anodized Aluminum (28) or Brushed Anodized Dark Bronze (40). Please specify when ordering.

Model	Dimensions	Finish	Compatible with
LB-10	2-1/2"H x 2"W x 10-1/2"L	28/40	8310
LB-20	2-1/2"H x 2"W x 21"L	28/40	8320

RCI Electromagnetic Locks Accessories



Spacers

For aluminum blade stop frames. Used to lower the magnet to align with armature plate.

- Available in Brushed Anodized Aluminum (28) or Brushed Anodized Dark Bronze (40). Please specify when ordering.

Model	Dimensions	Finish	Compatible with
SP-01	1/4"H x 1-1/2"W x 10-1/2"L	28/40	8310
SP-02	3/8"H x 1-1/2"W x 10-1/2"L	28/40	8310
SP-03	1/2"H x 1-1/2"W x 10-1/2"L	28/40	8310
SP-04	5/8"H x 1-1/2"W x 10-1/2"L	28/40	8310
SP-20	1/4"H x 1-1/2"W x 21"L	28/40	8320
SP-21	3/8"H x 1-1/2"W x 21"L	28/40	8320
SP-22	1/2"H x 1-1/2"W x 21"L	28/40	8320
SP-23	5/8"H x 1-1/2"W x 21"L	28/40	8320
SP-710	1/4"H x 1"W x 9-3/8"L	28/40	8371
SP-711	3/8"H x 1"W x 9-3/8"L	28/40	8371
SP-712	1/2"H x 1"W x 9-3/8"L	28/40	8371
SP-713	5/8"H x 1"W x 9-3/8"L	28/40	8371
SP-720	1/4"H x 1"W x 18-3/4"L	28/40	8372
SP-721	3/8"H x 1"W x 18-3/4"L	28/40	8372
SP-722	1/2"H x 1"W x 18-3/4"L	28/40	8372
SP-723	5/8"H x 1"W x 18-3/4"L	28/40	8372
SP-75	1/4"H x 13/16"W x 6-9/16"L	28/40	8375



Split Armature Plates

Allow use of single magnet lock with pair of doors.

Model	Dimensions	Finish	Compatible with
SA138	3/8" (9.5mm)	Steel	8310
SA158	5/8" (16mm)	Steel	8310
SA75	5/16" (8mm)	Steel	8375



Top Jamb "Z" Bracket

Allows for horizontal adjustment of armature plate. Mounted on pull side of the door.

- Available in Brushed Anodized Aluminum (28) or Brushed Anodized Dark Bronze (40). Please specify when ordering.

Model	Description	Finish	Compatible with
TJ10	8310 Z bracket kit	28/40	8310
TJ20	8320 Z bracket kit	28/40	8320
TJ71	8371 Z bracket kit	28/40	8371
TJ72	8372 Z bracket kit	28/40	8372
TJ75	8375 Z bracket kit	28/40	8375
TJ80	8380 Z bracket kit	28/40	8380
TJDE108	DE8310 bracket kit For inswing applications.	28	DE8310



Hardware Packs

Model	Description	Compatible with
HK8310	Includes: Allen wrench, metal sleeve, armature bolt, sexnut, bolt, steel washers, rubber washers, flat head screws, pan head screws, plugs, TEK screws.	8310, 8320 (Buy 2 to make one 8320 Hardware kit)
HK8371	Includes: Allen wrench, metal sleeve, armature bolt, sexnut, bolt, steel washers, rubber washers, flat head screws, pan head screws, plugs, TEK screws.	8310
HK8375	Includes Allen wrench, armature bolt, steel washers, rubber washers, TEK screws, round head screws, button head sexnut.	8375

RCI Electromagnetic Locks Building Code Signs



BC1 Series
Building Code Signs

11"W x 10"H (28cm x 25cm)
- Available in English, French and Spanish. Please specify when ordering.

Model	Description
BC1P	15 Seconds, printed on clear Plexiglass
BC1M	15 Seconds, printed on clear Mylar
BC1MW	15 Seconds, printed on white Mylar
BC1T	15 Seconds, red vinyl transfer letters
BC1M-30	30 Seconds, printed on clear Mylar



BC2 Series
Building Code Signs

13"W x 4"H (33cm x 10cm)
- Available in English, French and Spanish. Please specify when ordering.

Model	Description
BC2P	Printed on clear Plexiglass
BC2M	Printed on clear Mylar
BC2MW	Printed on white Mylar
BC2T	Red vinyl transfer letters



BCDE Series
Building Code Signs

11"W x 10"H (28cm x 25cm)
- Available in English, French and Spanish. Please specify when ordering.

Model	Description
BCDEP	15 Seconds, printed on clear Plexiglass
BCDEM	15 Seconds, printed on clear Mylar
BCDEMW	15 Seconds, printed on white Mylar
BCDET	15 Seconds, red vinyl transfer letters
BCDEM-30	30 Seconds, printed on clear Mylar



BC3 Series
Building Code Signs

14"W x 12"H (36cm x 30.5cm)
- Available in English, French and Spanish. Please specify when ordering.

Model	Description
BC3P	Printed on clear Plexiglass
BC3M	Printed on clear Mylar
BC3MW	Printed on white Mylar
BC3T	Red vinyl transfer letters

Electric Strikes

RCI Electric Strikes

Strike Cross Reference

RCI		HES	Allegion/Von Duprin	Folger Adam	Adams Rite	Trine
0 Series Rim Strikes	**0161**	-	6112	310-4	-	EN800
	0162	9600	-	-	-	4800
	F0162	9500	6300	-	-	4800F
	0163	9400	-	-	-	4850
	0563	9400	-	-	-	4850
F1 Series Fire-Rated Centerline Strikes	**F1114**	7501	6211	712, 732, 712-75, 732-75	-	EN400
	F1119	-	6215	310-2	-	EN950
2 Series All-In-One Strikes	**F2164/2364**	1006 1006CLB	6400	742-75	-	4100
4 Series Centerline Strikes	**4104/4304**	5200-501A	5100	-	-	2012RD/RS
	4105/4305	-	-	-	-	-
	4107/4307	5200-503	-	-	-	-
	4108/4308	5200-502	-	-	-	-
	4114/4314	5200-501	4211	-	7170	-
	4119/4319	-	6200	-	-	-
	F4104	4500	-	-	-	-
	F4114	4500	-	-	7270	-
6 Series Centerline Strikes	**S/L6504**	5000-501A 5200-501A	5100	-	7101, 7160 7300, 7440	-
	S/L6505	-	-	-	-	-
	S/L6507	5000-503 5200-503	-	-	7130, 7430	-
	S/L6508	5000-502 5200-502	5100	-	7110, 7310 7410	-
	S/L6514	5200-501 5000-501	5100, 4200	-	-	2012
	S/L65U	-	5100	-	-	-
7 Series Centerline Strikes	**7104/7304**	5000-501A 5200-501A	5100	-	7100	2012RD
	7105/7305	-	-	-	-	-
	7107/7307	5000-503	-	-	-	2678
	7107/7108	5200-503	5100	-	7110	-
	7114/7314	5200-501	5100	-	7140	2012
	7119/7319	-	6200	-	-	-
Compact Strikes	**12C**	-	-	-	-	323478LC

RCI Electric Strikes

0 Series
0161 3/4" Semi-Mortise Rim Strikes

Semi-mortise rim strike designed for use with Pullman latch rim exit devices.
1-3/4"W x 9"H x1-5/8"D (45mm x 229mm x 41mm)



Energy
200mA[1]
12VAC/VDC Or
24VAC/VDC

Strength
1,500lbf Static
70ft-lb Dynamic

Warranty
3 Year Limited Warranty

Mode
Fail-Secure

Endurance
500,000 Cycles

[1]Max at 12VDC

- Semi-mortise rim strike designed for use with Pullman latch rim exit devices
- Accommodates 1/2" to 3/4" (13mm–19mm) latch projection
- Ensures proper latch alignment with horizontal adjustment
- Stainless steel ensures superior strength and creates a sleek aesthetic design
- Lockdown holes for secure mount
- Non-handed
- Brushed Stainless Steel (32D) finish
- UL 1034 burglary-resistant Listed
- Certified to ANSI/BHMA standard A156.31, Grade 1, endurance 500,000 cycles

SECURITY UL LISTED BHMA CERTIFIED

How To Order

0161	-		x	32D
		05	–12VAC/VDC	
		08	–24VAC/VDC	
		Voltage		

Example: **0161 - 05 x 32D**

Accessories

Model	Description
0161DDH	Double door housing, SPC[2] finish

NOTE: UL 1034 Burglary-resistant listing does not apply with use of 0161DDH.
[2]SPC=Silver Powder Coat

RCI Electric Strikes





Conventional Keeper
(One Moving Part)



Lockdown Holes
For Secure Mount



Latch Monitor
(0162LM Model)

0 Series
0162 3/4" Rim Strikes

Completely surface-mounted rim strike designed for use with Pullman latch rim exit devices.
1-3/4"W x 9"H x 3/4"D (45mm x 229mm x 20mm)

Energy 500mA[1] Field-Selectable 12/24VDC & 12-24VAC	Strength 1,500lbf Static 70ft-lb Dynamic
Warranty 5 Year Limited Warranty	Mode Fail-Secure
Endurance 250,000 Cycles	Fire-Rated Optional 3-Hour Model Available[2]
Latch Monitor Optional Latch Monitor Model Available	

[1]Max at 12VDC

[2]Fire-rated (F) model only

- Completely surface-mounted – no frame cutting required
- Accommodates 1/2" to 3/4" (13mm–19mm) latch projection
- Stainless steel ensures superior strength and creates a sleek aesthetic design
- Horizontal adjustment ensure proper latch positioning to compensate for door misalignment – up to 1/4" (6.4mm)
- Conventional keeper design (one moving part)- promotes even load distribution
- Plug-in wire connectors
- Lockdown holes for secure mount
- HEX socket head cap screws for added support
- Installation tool included (HEX key)
- Non-handed (featuring horizontal solenoid design)
- 1/16" (1.5mm) mounting spacer for additional latch engagement included
- Brushed Stainless Steel (32D) finish
- Factory tested to over 4-million cycles of operation
- UL 294 Listed for Access Control Unit Accessory (6th Edition)
- UL 1034 burglary-resistant Listed
- UL 10C, 3-hour fire-rating Listed[2]
- CAN/ULC S104, 3-hour fire-rating Listed[2]
- California State Fire Marshal Listed (CSFM: 3776-2275:0501)[2]
- Patent #: US 7,722,097
- Patent #: Canadian 2,597,916

How To Order

Options

F – Fire-Rated				
	0162		x	32D
		LM – Latch Monitor		

Options

Example: **F0162LM x 32D**

Accessories

Model	Description
0162DDH	Double door housing, SPC[3] finish
0162MSK	1/16" (1.5mm) mounting spacer

NOTE: UL 1034 Burglary-resistant listing and fire-rating do not apply with use of 0162DDH. [3]SPC=Silver Powder Coat

Options

- LM – Latch monitor
- F – 3-hour fire-rating Listed

RCI Electric Strikes

0 Series
0163 1/2" Rim Strikes

Slim, adjustable design ideal for tight-fitting installations.
Designed for use with Pullman latch rim exit devices.
1-3/4"W x 9"H x 1/2"D (45mm x 229mm x 13mm)



Energy
270mA[1]
11-16VAC
12VAC/VDC
Or 24VAC/VDC

Strength
1,500lbf Static
70ft-lb Dynamic

Warranty
5 Year Limited
Warranty

Mode
Field-Selectable
Fail-Safe &
Fail-Secure

Endurance
250,000 Cycles

Latch Monitor
Optional Latch Monitor
Model Available

[1]Max at 12VDC

- Designed to fit in tight situations where the exit device is mounted very close to the door frame, e.g. aluminum storefront applications.
- For maximum latch engagement, the strike keeper has been designed to pivot out of the strike body versus rolling out of the strike.
- Accommodates 1/2" to 3/4" (13 mm–19 mm) latch projection.
- Horizontal adjustment ensures proper latch positioning to comp- ensate for door misalignment – up to 1/4" (6.4 mm).
- Solenoid technology.
- Shim may be added to the strike cavity to engage with misaligned deadlatch.
- Lockdown holes for secure mount.
- Cooler operation – runs cool to the touch; no suppressor kit needed.
- High-grade stainless steel ensures superior strength and creates a sleek aesthetic.
- Non-handed.
- Plug-in wire connectors.
- UL294 Listed for Access Control Unit Accessory (6th Edition).
- UL1034 burglary-resistant Listed.
- Patents pending.

SECURITY UL LISTED

Options
- LM – Latch monitor

How To Order

0163		x	32D
	LM	–Latch Monitor	

Example: **0163LM x 32D**

Accessories

Model	Description
0162DDH	Double door housing, SPC[2] finish

NOTE: UL 1034 Burglary-resistant listing does not apply with use of 0162DDH.
[2]SPC=Silver Powder Coat

RCI Electric Strikes





F1 Series

F1114 Centerline Strikes

Features stainless steel faceplate with square corners ideal for hollow metal frames.
Faceplate: 1-1/4"W x 4-7/8"H (32mm x 124mm)
Insert Depth: 1-3/4" (45mm)

F1 Series

F1119 Centerline Strikes

Features stainless steel faceplate with square corners ideal for aluminum and wood frames.
Faceplate: 1-3/8"W x 9"H (34mm x 229mm)
Insert Depth: 1-3/4"D (45mm)

Energy
200mA[1]
11-16VAC,
12VAC/VDC
Or 24VAC/VDC

Strength
1,500lbf Static
70ft-lb Dynamic

Warranty
5 Year Limited Warranty

Mode
Fail-Secure

Fire-Rated
CAN/ULC S104
UL 10C 1-1/2-Hour

Endurance
500,000 Cycles

[1]Max at 12VDC

- Stainless steel faceplate with square corners
- Accommodates 1/2" (12.7mm), 5/8" (16mm) or 3/4" (19mm) latch projection
- Up to 1/4" (6.4mm) horizontal adjustment, relieves side-load pressure, ensuring proper latch alignment
- Saddle-mount housing design for enhanced strength and durability
- Tamper-resistant pry-guard concealed inside the frame
- Energy efficient coil design
- Mounting tabs, shims and fasteners included
- Non-handed
- Brushed Stainless Steel (32D) finish
- UL 1034 burglary-resistant Listed
- UL 10C, 1-1/2 hour fire-rating Listed
- CAN/ULC S104, 1-1/2 hour fire-rating Listed
- Certified to ANSI/BHMA standard A156.31, Grade 1, endurance 500,000 cycles

How To Order

Faceplate

F1	1	14 = 1-1/4"W x 4-7/8"H (32mm x 124mm), ANSI Square Corner 19 = 1-3/8"W x 9"H (34mm x 229mm), Square Corner	-	01 = 11-16VAC 05 = 12VAC/VDC 08 = 24VAC/VDC	x	32D

Voltage

Example: **F1119-01 x 32D**

RCI Electric Strikes

2 Series
F2164/2364
All-In-One Strikes

Versatile design features adjustable deadbolt keeper and deadlatch ramp allowing it to work with most locks.
Faceplate: 1-1/4"W x 4-7/8"H (32mm x 124mm)
Insert Depth: 1-3/4"D (45mm)

Energy
375mA[1]
Field-Selectable
12/24VDC, 12-24VAC[2]

Strength
1,500lbf Static
70ft-lb Dynamic

Warranty
5 Year Limited
Warranty

Mode
Fail-Secure & Fail-Safe

Endurance
500,000 Cycles

Latch Monitor
Plug-In Latch Monitor
Accessory Available

Fire-Rated
Optional 3-Hour
Model Available[3]

[1]Max at 12VDC
[2]12-24VAC not available with 2364 model
[3]Fire-rated (F) model only, 3-hour for single swing, 90-minutes for standard pair of doors

- Versatile strike designed to work with most locks
- Accommodates 1/2" (12.7mm) to 3/4" (19mm) latch projection
- Adjustable deadbolt keeper and deadlatch ramp
- Accommodates up to 1" deadbolt (night-latch function only, bolt will not release)
- Plug-in wire connectors
- Runs cool – solenoid design prevents keeper from heating up
- Trim plate included to cover up irregular frame cut-out
- Stainless steel ensures superior strength and creates a sleek aesthetic
- Includes two keeper shims – 1/16" (1.5mm) and 1/8" (3mm) – for horizontal adjustment for misaligned frames (unique sliding design)
- Non-handed
- Factory tested to over 2-million cycles of operation
- Brushed Stainless Steel (32D) finish
- UL 294 Listed for Access Control Unit Accessory (6th Edition)
- UL 1034 burglary-resistant Listed
- UL 10C, 3-hour fire-rating Listed[3]
- CAN/ULC S104, 3-hour fire-rating Listed[3]
- California State Fire Marshal Listed (CSFM: 3776-2275:0502)[3]
- Certified to ANSI/BHMA standard A156.31, Grade 1, endurance 500,000 cycles
- Patent #: US 9,580,935
- Patent #: Canadian 2,850,072





Saw-Tooth
Adjustment Locator*



Deadbolt Plug

Accessories

Model	Description
F2LM	Latch monitor plug-in kit (2A @ 24VDC)
2FP	Filler plate (for use when replacing discontinued 2 Series models)
F2-19	Centerline faceplate, 1-3/8"W x 9"H (35mm x 229mm), 32D finish
F2-29	Offset faceplate, 1-3/8"W x 9"H (35mm x 229mm), 32D finish
SMT-01	Strike marking template kit
940-LG	High profile latch guard, 32D finish

Options

- F – 3-hour fire-rating Listed

How To Order

Options					
F – Fire-Rated[4]					
	2		64	x	32D
		1 – Fail-Secure			
		3 – Fail-Safe			
		Mode			

Example: **F2164 x 32D**

[4]Available in fail-secure mode only.

RCI Electric Strikes



4104
4304

4105
4305

4107
4307

4108
4308



4114
4314

4119
4319

F4104

F4114

4 Series
Centerline Strikes

Accommodates 3/4" (19mm) latch projection. Various faceplate options available to accommodate most frame types.
Insert Depth: 1-1/2"D (38mm)

Energy 200mA[1] (see How to Order chart below)	Strength 1,500lbf Static[2] 70ft-lb Dynamic
Warranty 3 Year Limited Warranty	Mode Fail-Secure & Fail-Safe
Endurance 500,000 Cycles[3]	Fire-Rated Optional 1-1/2-Hour Models Available[4]

[1]At 12VDC
[2]1,500lbf Static for fire-rated models, 1,000lbf for non-fire-rated 04 & 14 faceplates, 500lbf for 05, 07, 08 & 19 faceplates.
[3]Fire-rated (F) models only, 250,000 for other models
[4]Fire-rated (F) models only available in fail-secure mode with 04 & 14 faceplates.

- Accommodates 3/4" (19mm) latch projection
- 1-1/2" (38mm) cut-out depth accommodates most door frame material types
- Use with wide range of door thicknesses, 1-3/8" to 2-3/8" (35mm-60mm)
- Standard mounting tabs and fasteners included
- Non-handed
- Trim plate included to cover up irregular frame cutout
- Brushed Stainless Steel (32D) finish
- UL 1034 burglary-resistant Listed
- UL 10C, 1-1/2-hour fire-rating Listed[4]
- CAN/ULC S104, 1-1/2-hour fire-rating Listed[4]
- Certified to ANSI/BHMA standard A156.31, Grade 1, endurance 500,000 cycles[3] (F4 models only)

How To Order

				Voltage				
Options			**Fail-Secure**	11-16VAC–	01			
				12VAC/VDC–	05			
				24VAC/VDC–	08			
			Fail-Safe	12VDC–	06			
Fire-Rated[4]	F			24VDC	09			
	4			-		x	32D	
Fail-Secure		1	04	–1-1/4"W x 4-7/8"H (32mm x 124mm), ANSI Radius Corner				
Fail-Safe		3	05	–1-1/8"W x 5-7/8"H (29mm x 150mm), Radius Corner				
Mode			07	–1-1/4"W x 6-7/8"H (32mm x 175mm), Radius Corner				
			08	–1-7/16"W x 7-15/16"(37mm x 202mm), Radius Corner				
			14	–1-1/4"W x 4-7/8"H (32mm x 124mm), ANSI Square Corners				
			19	–1-3/8"W x 9"H (34mm x 228mm), Square Corners				
				Faceplate				

Example: **F4104-05 x 32D**

Options
• F – 1-1/2-hour fire-rating Listed

Accessories

Model	Description
BXES2	Weldable box
4/7JIG	Standard profile frame prep jig, aluminum
LEK01	1" lip extension kit for retrofit applications, black finish
LEK02	2" lip extension kit for retrofit applications, black finish
LEK03	3" lip extension kit for retrofit applications, black finish (not available for F4
SMT-01	Strike marketing template kit, aluminum
TP-47-5PK	Trim plates, 5 pack, black finish
930-LG	Standard profile latch guard, 32D finish

RCI Electric Strikes

6 Series
Centerline Strikes

Two profiles available to accommodate different latch projections.
Various faceplate options available to accommodate most frame types.
Standard Insert Depth: 1-3/16"D (30mm)
Low Profile Insert Depth: 1-1/16" (27mm)

- Energy: 375mA[1], Field-Selectable 12/24VDC, 12-24VAC
- Strength: 1,500lbf Static[2], 70ft-lb Dynamic
- Warranty: 3 Year Limited Warranty
- Mode: Field-Selectable Fail-Secure & Fail-Safe
- Endurance: 500,000 Cycles[2]
- Monitoring: Optional Latch & Keeper Monitor Models Available

[1]At 12VDC
[2]Grade 1, 04 & 14 faceplates only. Grade 2, 1,000lbf static for 05, 07 & 08 faceplates.

- Standard profile accommodates 3/4" (19mm) and Low-profile accommodates 1/2" (12.7mm) or 5/8" (16mm) latch projections
- 1/4" (6.4mm) horizontal adjustment
- Plug-in wire connectors
- Trim plate included to cover up irregular frame cut-out
- Non-handed
- Brushed Stainless Steel (32D)
- Factory tested to over 1-million cycles of operation
- UL 294 Listed for Access Control Unit Accessory (6th Edition)
- UL 1034 burglary-resistant Listed
- Certified to ANSI/BHMA standard A156.31, Grade 1, endurance 500,000 cycles[2]
- Patent #: US 6,874,830 and 7,144,053
- Patent #: Canadian 2,405,642

SECURITY UL LISTED BHMA CERTIFIED

Options
- LMKM – Latch and keeper monitor

How To Order

Options

Latch And Keeper Monitor– LMKM

65 [ ] x 32D

Profile

- Standard– S
- Low Profile– L

Faceplate

- 04 – 1-1/4"W x 4-7/8"H (32mm x 124mm), ANSI Radius Corners
- 05 – 1-1/8"W x 5-7/8"H (29mm x 150mm), Radius Corners
- 07 – 1-1/4"W x 6-7/8"H (32mm x 175mm), Radius Corners
- 08 – 1-7/16"W x 7-15/16"(37mm x 202mm), Radius Corners
- 14 – 1-1/4"W x 4-7/8"H (32mm x 124mm), ANSI Square Corners
- U – Universal, Includes 3 Faceplates (04, 08 & 14)

Example: **L6507LMKM x 32D**


S/L6504 S/L6505 S/L6507 S/L6508


S/L6514 S/L65U

Accessories

Model	Description
S6JIG	Standard profile frame prep jig, aluminum (for S6504 and S6514)
L6JIG	Low profile frame prep jig, aluminum (for L6504 and L6514)
LEKS601	1" lip extension kit for retrofit applications, black finish (for Standard profile)
LEKS602	2" lip extension kit for retrofit applications, black finish (for Standard profile)
LEKS603	3" lip extension kit for retrofit applications, black finish (for Standard profile)
LEKL601	1" lip extension kit for retrofit applications, black finish (for Low profile)
LEKL602	2" lip extension kit for retrofit applications, black finish (for Low profile)
LEKL603	3" lip extension kit for retrofit applications, black finish (for Low profile)
S/L6504DD	Lip bracket and radius faceplate for aluminum double doors with flat astragal (for S/L6504)
S/L6507DD	Lip bracket and radius faceplate for aluminum double doors with flat astragal (for S/L6507)
SMT-01	Strike marketing template kit, aluminum
TP-S6-5PK	Trim plates, 5 pack, black finish (for Standard profile)
TP-L6-5PK	Trim plates, 5 pack, black finish (for Low profile)
940-LG	High profile latch guard, 32D finish

RCI Electric Strikes



7104
7304

7105
7305

7107
7307

7108
7308



7114
7314

7119
7319

How To Order

7			-		x	32D

Voltage

Fail-Secure	11-16VAC–	01
	12VDC–	05D
	24VAC–	07
	24VDC–	08D
Fail-Safe	12VDC–	06
	24VDC–	09

Mode

Fail-Secure–	1
Fail-Safe–	3

Faceplate

04	–1-1/4"W x 4-7/8"H (32mm x 124mm), ANSI radius corners
05	–1-1/8"W x 5-7/8"H (29mm x 150mm), radius corners
07	–1-1/4"W x 6-7/8"H (32mm x 175mm), radius corners
08	–1-7/16"W x 7-15/16"(37mm x 202mm), radius corners
14	–1-1/4"W x 4-7/8"H (32mm x 124mm), ANSI square corners
19	–1-3/8"W x 9"H (34mm x 229mm), square corners

Example: **7104-05D x 32D**

7 Series
Centerline Strikes

Accommodates 5/8" (16mm) latch projection. Various faceplate options available to accommodate most frame types.
Insert Depth: 1-1/2"D (38mm)

Energy
280mA[1]
(see How to Order chart below)

Strength
500lbf Static
70ft-lb Dynamic

Warranty
3 Year Limited Warranty

Mode
Fail-Secure &
Fail-Safe

Endurance
250,000 Cycles

[1]At 12VDC
Voltage for fail safe 240mA (73) models: 12VDC (06); 24VDC (09)

- Accommodates 5/8" (16mm) latch projection
- 1/8" (3.2mm) horizontal adjustment
- 1-1/2" (38mm) cut-out depth
- Use with wide range of door thicknesses 1-3/8" to 2-3/8" (35mm-60mm)
- Mounting tabs, fasteners and trim plate included
- Non-handed
- Trim plate included to cover up irregular frame cutout
- Brushed Stainless Steel (32D) finish
- UL 1034 burglary-resistant Listed

SECURITY UL LISTED

Accessories

Model	Description
BXES2	Weldable box
4/7JIG	Standard profile frame prep jig, aluminum
LEK01	1" lip extension kit for retrofit applications, black finish
LEK02	2" lip extension kit for retrofit applications, black finish
LEK03	3" lip extension kit for retrofit applications, black finish
SMT-01	Strike marketing template kit, aluminum
TP-47-5PK	Trim plates, 5 pack, black finish
930-LG	Standard profile latch guard, 32D finish

RCI Electric Strikes





12C Compact Strike

A versatile strike suitable for all types of door frames.
1-13/16"W x 2-3/4"H x 1-1/8"D (46mm x 70mm x 28mm)

Energy
90mA
12VDC

Strength[1]
1,100lbf Static
44ft-lb Dynamic

Warranty
1 Year Limited Warranty

Mode
Fail-Secure

[1]Internal testing

- Quick and easy to install
- Ideal for wooden, steel & aluminum frames
- Non-handed
- Versatile, compact design
- Replaces standard, non-electrified T-strikes
- Maintains integrity and strength of the door frame
- Brushed Chrome (26D)

How To Order

12C	x	26D

VR165 Vertical Rod Strike

Accommodates 5/8" (16mm) roller latch. Designed for use with vertical rod exit devices with roller latch.

Energy
450mA[1]
Field-Selectable
12/24VDC & 12-24VAC

Strength
1,500lbf Static
70 Dynamic ft-lb

Warranty
5 Year Limited Warranty

Mode
Fail-Secure

Endurance
250,000 Cycles

[1]Max at 12VDC

- Accommodates 5/8" (16mm) roller latch
- Heavy-duty, surface mounted strike
- High grade stainless steel ensures superior keeper strength
- Ensure proper latch alignment – up to 1/4" (6.4mm) adjustment to compensate for door and frame misalignments
- Door stop adjustment for different rail thicknesses
- Horizontal solenoid prevents manipulation from vibration
- Conventional keeper design (one moving part) - promotes even load distribution
- Lockdown tabs for secure mount
- Non-handed
- HEX socket head cap screws for added support and tamper-resistance
- Plug-in wire connector
- Installation tool included (HEX key)
- Brushed Stainless Steel (32D) finish
- UL 1034 burglary-resistant Listed
- UL 294 Listed for access Control Unit Accessory (6th Edition)
- Patent #: US 7,722,097
- Patent #: Canadian 2,597,916

How To Order

VR165	x	32D

Example: **VR165 x 32D**

RCI Electric Strikes



4 Series
Modular Strike Inserts

Includes Lip Bracket & Hardware Pack

How To Order

			Voltage	
	Fail-Secure		11-16VAC–	01
			12VAC/VDC–	05
			24VAC/VDC–	08
	Fail-Safe		12VDC–	06
			24VDC–	09
A	4		-	
		1	–Fail-Secure	
		3	–Fail-Safe	
			Mode	

Example: **A41-05**



6 Series
Modular Strike Inserts

Includes Lip Bracket & Hardware Pack

How To Order

			LMKM	–Latch And Keeper Monitor
A		65		
	S		–Standard	
	L		–Low Profile	
			Profile	

Example: **AL65LMKM**



7 Series
Modular Strike Inserts

Includes Lip Bracket & Hardware Pack

How To Order

			Voltage	
	Fail-Secure		11-16VAC–	01
			12VDG–	05D
			24VAC–	07
			24VDC–	08D
	Fail-Safe		12VDC–	06
			24VDC–	09
A	7		-	
		1	–Fail-Secure	
		3	–Fail-Safe	
			Mode	

Example: **A71-05D**

RCI Electric Strikes



B4704 B4705 B4707 B4708 B4714 B4719 B604 B605 B607 B608 B614

4/7 Series
Modular Strike Faceplates

6 Series
Modular Strike Faceplates

How To Order

	Series			
	6	–6 Series		
	47	–4 & 7 Series		
B			-	32D
		04		–1-1/4"W x 4-7/8"H (32mm x 124mm), ANSI Radius Corner
		05		–1-1/8"W x 5-7/8"H (29mm x 150mm), Radius Corners
		07		–1-1/4"W x 6-7/8"H (32mm x 175mm), Radius Corners
		08		–1-7/16"W x 7-15/16"(37mm x 202mm), Radius Corners
		14		–1-1/4"W x 4-7/8"H (32mm x 124mm), ANSI Square Corners
		19		–1-3/8"W x 9"H (34mm x 229mm), Square Corners[1]
			Faceplate	

Example: **B4707-32D**

[1]Only available with 4 & 7 series

RCI Electric Strikes Accessories



Double Door Housing

Ideal for double door applications with no center mullion. Door housing is mounted on the inactive door

Model	Description	Finish	Compatible with
0161DDH	Double door housing for 0161	SPC[1]	0161
0162DDH	Double door housing for 0162, 0163	SPC[1]	0162, 0163
0162DDHS	Double door housing for 0563	SPC[1]	0563

[1]SPC = Silver Powder Coat



Frame Prep Jigs

Aids in cutting of aluminum or metal frames, improving accuracy.

Model	Description	Finish	Compatible with
4/7JIG	Frame prep jig for ANSI-sized electric strike	Aluminum	4104/4304, 4114/4314, 7104/7304, 7114/7314
S6JIG	Standard profile frame prep jig	Aluminum	S6504, S6514
L6JIG	Low profile frame prep jig	Aluminum	L6504, L6514



Ice Pack

Heat reducer for continuous duty electric strikes. Operating voltage – 12 to 30VDC.

Model	Description / Dimensions	Compatible with
ICEPK	Heat reducer for continuous duty electric strikes	0/F1/2/4/6/7 Series



Mounting Spacer Kits

Ideal for increasing latch depth.

Model	Description	Compatible with
0162MSK	1/16" mounting spacer for additional latch engagement	0162



Latch Guards

Added tamper-resistance for perimeter doors.
Helps guard the latch from a prying attack.
Designed with radius cut for easy installation around lockset roses.

Model	Description	Finish	Compatible with
930-LG	Standard profile latch guard	32D	4/7 Series
940-LG	High profile latch guard	32D	F2/6/F1 Series



Lip Bracket Extension

Ideal for center-hung doors. Allows electric strike to be installed in frame and protects frame from damage.

Model	Description / Dimensions	Finish	Compatible with
LEK01	1" Lip extension kit for retrofit	Black	4/7 Series
LEK02	2" Lip extension kit for retrofit	Black	4/7 Series
LEK03	3" Lip extension kit for retrofit	Black	4/7 Series
LEKS601	1" Lip extension kit for retrofit (standard)	Black	S6 Series
LEKS602	2" Lip extension kit for retrofit (standard)	Black	S6 Series
LEKS603	3" Lip extension kit for retrofit (standard)	Black	S6 Series
LEKL601	1" Lip extension kit for retrofit (low profile)	Black	L6 Series
LEKL602	2" Lip extension kit for retrofit (low profile)	Black	L6 Series
LEKL603	3" Lip extension kit for retrofit (low profile)	Black	L6 Series



Security Hardware Packs

Model	Description	Compatible with
SECURHK9	Includes torx screws and bit	4/6/7 Series, F2
2SERIESHWK	Includes screws, bit, mounting tabs, allen key, shims, connetor, deadbolt bracket and plug.	2 Series

RCI Electric Strikes Accessories



Strike Marking Template Kit

Ideal for accurately guiding prepping of the frame for the installation.

Model	Description	Finish	Compatible with
SMT-01	Strike Marking Template Kit	Aluminum	F2/4/6/7 Series



Trim Plates

Ideal for concealing any imperfections caused while prepping the frame cut out.

Model	Description	Finish	Compatible with
TP-47-5PK	Trim Plate - 5 Pack	Black	4/7 Series
TP-L6-5PK	Low profile Trim Plate - 5 Pack	Black	L6 Series
TP-S6-5PK	Standard profile Trim Plate - 5 Pack	Black	S6 Series



2 Series Plug-In Latch Monitor

Latch monitor plug-in kit (2A @ 24VDC).

Model	Description	Compatible with
F2LM	Plug-in latch monitor kit (2A @ 24VDC). Improved design to accommodate 1/2" - 3/4" latch throw	F2164



2 Series Filler Plate

Filler plate (for use when replacing discontinued 2 Series models).

Model	Description	Compatible with
2FP	Filler plate for use when replacing discontinued 2 Series models	F2164/2364



6 Series Lip Bracket & Aluminum Faceplates

Model	Description	Compatible with
S6504DD	Lip bracket and aluminum faceplate for double doors with astragal (for S6504)	S6504
L6504DD	Lip bracket and aluminum faceplate for double doors with astragal (for L6504)	L6504
S6507DD	Lip bracket and aluminum faceplate for double doors with astragal (for S6507	S6507
L6507DD	Lip bracket and aluminum faceplate for double doors with astragal (for L6507)	L6507

RCI Electric Strikes

Frame & Lock Type Reference Guide

		Frame Type			Lock Type				
		 Wood	 Aluminum	 Hollow Metal	 Mortise Exit Device	 Pullman Latch	 Centerline Cylindrical	 Offset Mortise	 Narrowline Aluminum
0 Series Rim Strikes	0161	•	•	•	–	•	–	–	–
	0162	•	•	•	–	•	–	–	–
	F0162	•	•	•	–	•	–	–	–
	0163	•	•	•	–	•	–	–	–
	0563	•	•	•	–	•	–	–	–
F1 Series Fire-Rated Centerline Strikes	F1114	–	•	•	–	–	•	–	–
	F1119	•	•	•	–	–	•	–	–
2 Series All-In-One Strikes	F2164/2364	•	–	•	•	–	•	•	–
4 Series Centerline Strikes	4104/4304	–	•	–	–	–	•	–	–
	4105/4305	•	•	•	–	–	•	–	–
	4107/4307	•	•	•	–	–	•	–	–
	4108/4308	•	•	•	–	–	•	–	–
	4114/4314	–	–	•	–	–	•	–	–
	4119/4319	•	•	•	–	–	•	–	–
	F4104	–	•	–	–	–	•	–	–
	F4114	–	–	•	–	–	•	–	–
6 Series Centerline Strikes	S6504	–	•	–	–	–	•	–	–
	L6504	–	•	–	–	–	•	–	•
	S6505	•	•	•	–	–	•	–	–
	L6505	•	•	•	–	–	•	–	•
	S6507	•	•	•	–	–	•	–	–
	L6507	•	•	•	–	–	•	–	•
	S6508	•	•	•	–	–	•	–	–
	L6508	•	•	•	–	–	•	–	•
	S6514	–	–	•	–	–	•	–	–
	L6514	–	–	•	–	–	•	–	•
	S65U	•	•	•	–	–	•	–	–
	L65U	•	•	•	–	–	•	–	•
7 Series Centerline Strikes	7104/7304	–	•	–	–	–	•	–	•
	7105/7305	•	•	•	–	–	•	–	•
	7107/7307	•	•	•	–	–	•	–	•
	7108/7308	•	•	•	–	–	•	–	•
	7114/7314	–	–	•	–	–	•	–	•
	7119/7319	•	•	•	–	–	•	–	•
Compact Strikes	12C	•	–	•	–	–	•	–	–

Keypads & Readers

RCI Keypads & Readers

Using RFID technology, RCI readers interface with a wide range of electronic access control systems by complying with the Wiegand communication protocol.

Interface 26-Bit, Wiegand Output, HID® & AWID® Supported	Environment Rugged, Weather- Resistant Design	Warranty Lifetime Limited Warranty	Access Control Listed To UL 294

- Electronics are sealed in tamper and weather-resistant epoxy potting
- Includes black & beige snap-on covers
- Convenient plug-in wiring terminals
- Certifications: UL294 Listed for Access Control Unit Accessory, FCC, ICC, CE, ETL







5355R 125kHz Proximity Reader & Keypad Combo

Ideal for dual authentication or simple access via PIN or credential applications.
3"W x 4-5/8"H x 3/8"D
(76mm x 117mm x 19mm)

Energy
110mA[1], +5 – 16VDC

Frequency & Range
125kHz, Up to 5"
(127mm)[2]

How To Order

5355R

5395R 125kHz Proximity Reader

Compact design ideal for single gang wall-box applications.
3"W x 4-5/8"H x 3/8"D
(76mm x 117mm x 10mm)

Energy
110mA[1], +5 – 16VDC

Frequency & Range
125kHz, Up to 6-1/2"
(165mm)[2]

How To Order

5395R

6005R 125kHz Mullion Proximity Reader

Slim design ideal for areas with minimal surface space to mount.
1-11/16"W x 3-3/16"H x 11/16"D
(43mm x 80mm x 17mm)

Energy
110mA[1], +5 – 16VDC

Frequency & Range
125kHz, Up to 5"
(127mm)[2]

How To Order

6005R

[1]Max at 12VDC
[2]Using 1326R Proximity Card (Clamshell) with 12VDC at the reader

RCI Keypads & Readers



1326R 125kHz Proximity Clamshell Card

Passive proximity cards and fobs for physical access control.
2-3/16"W x 3-3/8"H x 1/16"D
(56mm x 86mm x 1.5mm)

Interface
26-Bit, Wiegand, HID® & AWID® Supported

Frequency & Range
125kHz
Up to 6-1/2" (165mm)[1]

- Up to 5-1/2" (140mm) read range
- Made of ABS
- Off-white finish
- Lifetime limited warranty

[1]Using 5395R Proximity Reader at 12VDC



1386R 125kHz Proximity Printable Card

Passive proximity cards and fobs for physical access control.
2-1/16"W x 3-3/8"H x 1/32"D
(53mm x 86mm x 0.79mm)

Interface
26-Bit, Wiegand, HID® & AWID® Supported

Frequency & Range
125kHz
Up to 6-1/2" (165mm)[1]

- Up to 5" (127mm) read range
- Made of PVC
- Glossy white finish
- 1 year limited warranty

[1]Using 5395R Proximity Reader at 12VDC



1314R 125kHz Proximity Thick Printable Card

Passive proximity cards and fobs for physical access control.
2-1/16"W x 3-3/8"H x 1/16"D
(53mm x 86mm x 1.17mm)

Interface
26-Bit, Wiegand, HID® & AWID® Supported

Frequency & Range
125kHz
Up to 6-1/2" (165mm)[1]

- Up to 6-1/2" (165mm) read range
- Made of PVC
- Glossy white finish
- Lifetime limited warranty

[1]Using 5395R Proximity Reader at 12VDC



1346R 125kHz Proximity Fob

Passive proximity cards and fobs for physical access control.
1-1/2"W x 1-3/16"H x 1/8"D
(38mm x 30mm x 3.8mm)

Interface
26-Bit, Wiegand, HID® & AWID® Supported

Frequency & Range
125kHz
Up to 6-1/2" (165mm)[1]

- Up to 4-1/2"(114mm) read range
- Made of ABS
- Gray finish
- Lifetime limited warranty

[1]Using 5395R Proximity Reader at 12VDC

How To Order

	Card Type					
	26	–Clamshell			**Quantity**	
	86	–Printable			10	–10 Pack
	14	–Thick Printable			25	–25 Pack
	46	–Fob			50	–50 Pack
13		R	-		-	
				H	–Certain HID®	
				A	–Certain AWID®	
				Supported Data Protocol[1]		

[1]RCI protocol standard, must specify HID® or AWID® if required

RCI Keypads & Readers

9325 Keypads

Single door standalone access control solution for surface-mount applications.
2-3/4"W x 4-1/2"H x 1-5/32"D (70mm x 114mm x 29mm)



Energy
200mA Max
12VDC

Environment
Rugged, Weather-Resistant
Model Available

Warranty
2 Year Limited Warranty

Mode
Field-Selectable
Fail-Safe & Fail-Secure

Users
Supports Up To 120 Users

- Supports up to 120 users
- EEPROM memory ensures programming remains intact when unit is not powered
- Secure access codes (4-8 digits)
- Backlighting (can be disabled)
- Silent mode (audible annunciation of key presses can be disabled)
- Programmable lockout
- Variable output time delay (1-60 sec.)
- Input trigger for request-to exit or other open circuit contact
- Black finish

How To Order

	Type
9212 i	–Interior
9212 iLW	–Interior or Exterior Illuminated

RCI Keypads & Readers



9212i Keypad

Single door standalone access control solution for single gang flush mount applications.
For interior use.
2-3/4"W x 4-1/2"H x 1-1/4"D (70mm x 114mm x 32mm)

- Energy: 45mA[1], Field-Selectable, 12-24VAC/VDC
- Environment: Rugged, Weather-Resistant Model Available
- Warranty: 2 Year Limited Warranty
- Mode: Field-Selectable Fail-Safe & Fail-Secure
- Interface: EEPROM Memory
- Users: Supports Up To 120 Users

- Four independent outputs (assignable by code) and timers
- All outputs programmable for latched or timed operation
- Supports up to 120 users
- EEPROM memory ensures programming remains intact when unit is not powered
- Single gang flush-mount design
- Secure access codes (4-8 digits)
- Silent mode (audible annunciation of key presses can be disabled)
- Electronics mounted on back of keypad
- Input trigger for request-to exit or other open circuit contact
- Three LED's to indicate status and provide user with visual PIN entry confirmation
- Red/Green LED's indicates relay status
- Stainless steel faceplate

How To Order

	Type	
	i	–Interior
	e	–Exterior
9325		



9212iLW Illuminated Keypad

Single door standalone access control solution for single gang flush mount applications.
For interior or exterior use.
3-3/8"W x 5-1/8"H x 5/8"D (86mm x 130mm x 16mm)

- Energy: 198mA[1], Auto-Sensing, 12-24VAC/VDC
- Environment: Rugged, Weather-Resistant Model Available
- Warranty: 2 Year Limited Warranty
- Mode: Field-Selectable Fail-Safe & Fail-Secure
- Interface: EEPROM Memory
- Users: Supports Up To 120 Users

- Backlit, hardened keys
- Heavy chrome plated trim ring
- Key press feedback via sounder and yellow LED
- Built-in assignable sounder
- Programmable lockout• Supports up to 120 users
- EEPROM memory ensures programming remains intact when unit is not powered
- Single gang flush-mount design
- Secure access codes (4-8 digits)
- Silent mode (audible annunciation of key presses can be disabled)
- Electronics mounted on back of keypad
- Input trigger for request-to exit or other open circuit contact
- Three LED's to indicate status and provide user with visual PIN entry confirmation
- Red/Green LED's indicates relay status
- Stainless steel faceplate

How To Order

	Type	
	i	–Interior
	iLW	–Interior or Exterior Illuminated
9212		

RCI Keypads & Readers







9320 Easy Read-Prox® Slimline Reader Reader + Stand Alone

One self-contained unit, single-door standalone access control solution for surface or
mullion mount for interior or exterior use.
1-1/2"W x 3-1/16"H x 1/2"D (38mm x 78mm x 12.7mm)

9321 Easy Read-Prox® Slimline Reader Reader + Controller

Two separate components, single-door standalone access control solution for surface or
mullion mount for interior or exterior use.
1-1/2"W x 3-1/16"H x 1/2"D (38mm x 78mm x 12.7mm)

Energy
1,000mA[1]
12VDC

Environment
Rugged, Weather-Resistant Design

Warranty
2 Year Limited Warranty

Read Range
Up To 2-3/8" (60mm)[2]

Mode
Field-Selectable
Fail-Safe & Fail-Secure

Users
Supports Up To
10,000 Users

[1]Max
[2]Using 932-10CP Card, 1-9/16" (40mm) using 932-10KP Fob

- Easy to install
- Supports up to 10,000 users
- Aesthetically pleasing surface or mullion mount design
- Access validation – Silent3/Audible/Visual
- Deny access without retrieving user's card or fob
- No separate programmer required
- Input trigger for request-to exit or other open circuit contact
- Includes black & white snap-on covers
- Proximity cards and fobs are available in packs of 10 (sold separately)

How To Order

	Type	
	0	–Reader + Controller (One Self-Contained Unit)
	1	–Reader + Controller (Two Separate Components)
	1SPB	–Reader Only (No Control Board)
932		

Accessories

Model	Description
932-10CP	Encoded card starter pack, 10 pack, includes wallet and programming cards
932-10KP	Encoded fob starter pack, 10 pack, includes wallet and programming cards

[3]9320 only. Does not apply to 9321.

RCI Keypads & Readers





9322 Easy Read-Prox® Micro Reader Reader + Stand Alone

One self-contained unit, single door standalone access control solution for flush mount applications for interior or exterior use. 1-3/16"W x 1-7/8"H x 5/16"D (29.5mm x 48mm x 8.5mm)

9323 Easy Read-Prox® Micro Readers Reader + Controller

Two separate components, single door standalone access control solution for flush mount applications for interior or exterior use. 1-3/16"W x 1-7/8"H x 5/16"D (29.5mm x 48mm x 8.5mm)

Energy
1,000mA[1]
12VDC

Environment
Rugged, Weather-Resistant Design

Warranty
2 Year Limited Warranty

Read Range
Up To 2-3/8" (60mm)[2]

Mode
Field-Selectable
Fail-Safe & Fail-Secure

Users
Supports Up To
10,000 Users

[1]Max
[2]Using 932-10CP Card, 1-9/16" (40mm) using 932-10KP Fob

- Easy to install
- Supports up to 10,000 users
- Aesthetically pleasing flush mount design
- Access validation – Silent3/Audible
- Deny access without retrieving user's card or fob
- No separate programmer required
- Input trigger for request-to exit or other open circuit contact
- Includes black & white snap-on covers
- Proximity cards and fobs are available in packs of 10 (sold separately)

How To Order

	Type	
	2	–Reader + Controller (One Self-Contained Unit)
	3	–Reader + Controller (Two Separate Components)
	3MP	–Reader Only (No Control Board)
932		

Accessories

Model	Description
932-10CP	Encoded card starter pack, 10 pack, includes wallet and programming cards
932-10KP	Encoded fob starter pack, 10 pack, includes wallet and programming cards

[3]9322 only. Does not apply to 9323.

Switches

RCI Switches



906 Handicap Pushbutton

2-3/4"W x 4-1/2"H (70mm x 114mm)

2 Year Warranty
2 Year Limited Warranty

- Blue, 1-3/4" (44mm) diameter button
- Available with handicap symbol screen printed or blank
- Quickly mounts to single gang surface or recessed electrical box
- Hardware kit includes stainless steel tamper-proof screws and spanner bit
- Momentary (2-SPST), maintained (2-SPST) or time-delay (DPDT) switches available
- Brushed Stainless Steel (32D) faceplate
- See page 61 for accessories

How To Order

		Type				
		BH	– Handicap Symbol			
		B	– Blank			
906	-		-		x	32D
			Momentary	MO		
			Maintained	MA		
			Time-Delay	TD		
			Switch Mode			



908 Exit Pushbutton

2-3/4"W x 4-1/2"H (70mm x 114mm)

2 Year Warranty
2 Year Limited Warranty

- Red, black or green, 1-9/16" (40mm) diameter button
- Available with engraved "EXIT" (English, French or Spanish) or blank
- Quickly mounts to single gang surface or recessed electrical box
- Hardware kit includes stainless steel tamper-proof screws and spanner bit
- Momentary (2-SPST), maintained (2-SPST) or time-delay (DPDT) switches available
- Brushed Stainless Steel (32D) faceplate
- See page 61 for accessories

How To Order

			Type				
Color			E	– "EXIT", English			
Red[1]		R	F	– "EXIT", French			
Green		G	S	– "EXIT", Spanish			
Black		B	B	– Blank			
908	-			-		x	32D
				Momentary	–	MO	
				Maintained	–	MA	
				Time-Delay	–	TD	
				Switch Mode			

[1]Standard

RCI Switches





916 Tamper-Resistant Handicap Pushbutton

Standard: 3"W x 4-3/4"H (76mm x 121mm)
Narrow: 1-5/8"W x 4-3/4"H (45mm x 121mm)

2 Year Warranty
2 Year Limited Warranty

- Blue, 1-3/4" (44mm) diameter button
- Available with handicap symbol screen printed or blank
- Quickly mounts to single gang box (Standard) or narrow-stile door frames (Narrow)
- Extruded aluminum 1/4" (6.4mm) plate with beveled edges for tamper-resistance and durability
- Hardware kit includes stainless steel tamper-proof screws and spanner bit
- Momentary (2-SPST), maintained (2-SPST) or time-delay (DPDT) switches available
- Faceplate available in Brushed Anodized Aluminum (28) or Brushed Anodized, Dark Bronze (40)
- See page 61 for accessories

How To Order

		Type				**Switch Mode**	
		Handicap Symbol—	BH			MO –Momentary	
						MA –Maintained	
		Blank—	B			TD –Time-Delay	
916		-		-		x	
	Narrow-	N			Brushed Anodized Aluminum[1] –		28
Options					Brushed Anodized Dark Bronze –		40
					Faceplate Finish		

[1]Standard





918 Tamper-Resistant Exit Pushbutton

Standard: 3"W x 4-3/4"H (76mm x 121mm)
Narrow: 1-5/8"W x 4-3/4"H (45mm x 121mm)

2 Year Warranty
2 Year Limited Warranty

- Red or green, 1-9/16" (40mm) diameter button
- Available with engraved "EXIT" (English, French or Spanish) or blank
- Quickly mounts to single gang box (Standard) or narrow-stile door frames (Narrow)
- Extruded aluminum 1/4" (6.4mm) plate with beveled edges for tamper-resistance and durability
- Hardware kit includes stainless steel tamper-proof screws and spanner bit
- Momentary (2-SPST), maintained (2-SPST) or time-delay (DPDT) switches available
- Faceplate available in Brushed Anodized Aluminum (28) or Brushed Anodized Dark Bronze (40)
- See page 61 for accessories

How To Order

			Type				**Switch Mode**	
			Red[1]–	R			MO –Momentary	
			Green –	G			MA –Maintained	
918		-				-	TD –Time-Delay	
							x	
	Narrow-	N	"EXIT", English –	E			Brushed Anodized Aluminum[1] –	28
Options			"EXIT", French –	F			Brushed Anodized Dark Bronze –	40
			"EXIT", Spanish –	S			**Faceplate Finish**	
			Blank –	B				
			Type					

[1]Standard

RCI Switches



990 Oversized Tamper-Resistant Handicap Pushbutton

3"W x 4-3/4"H (76mm x 121mm)

2 Year Warranty
2 Year Limited Warranty

- Blue, 2-3/8" (60mm) diameter button
- Available with handicap label or blank
- Quickly mounts to single gang surface or recessed electrical box or narrow-stile door frames (Narrow)
- Extruded aluminum 1/4" plate with beveled edges for tamper-resistance and durability
- Hardware kit includes stainless steel tamper-proof screws and spanner bit
- Momentary (2-SPST), maintained (2-SPST) or time-delay (DPDT) switches available
- Faceplate available in Brushed Anodized Aluminum (28) or Brushed Anodized, Dark Bronze (40) finish
- See page 61 for accessories

How To Order

		Type				**Switch Mode**	
		Handicap Symbol—	BH			MO –Momentary	
		Blank—	B			MA –Maintained	
						TD –Time-Delay	
990		-		-		x	
	Narrow—	N			Brushed Anodized – Aluminum[1]		28
Options					Brushed Anodized Dark – Bronze		40
					Faceplate Finish		

[1]Standard



ıcludes EXIT and EMERGENCY labels

EXIT EMERGENCY

990 Oversized Tamper-Resistant Exit Pushbutton

3"W x 4-3/4"H (76mm x 121mm)

2 Year Warranty
2 Year Limited Warranty

- Red or green, 2-3/8" (60mm) diameter button
- Available with "EXIT" and "EMERGENCY" label (English, French or Spanish) or blank
- Quickly mounts to single gang surface or recessed electrical box
- Extruded aluminum 1/4" plate with beveled edges for tamper-resistance and durability
- Hardware kit includes stainless steel tamper-proof screws and spanner bit
- Momentary (2-SPST), maintained (2-SPST) or time-delay (DPDT) switches available
- Faceplate available in Brushed Anodized Aluminum (28) or Brushed Anodized. Dark Bronze (40) finish
- See page 61 for accessories

How To Order

			Color				**Switch Mode**		
			Red[1]—	R			MO –Momentary		
			Green—	G			MA –Maintained		
							TD –Time-Delay		
990		-			-		x		
	Narrow—	N	English –	E		Brushed – Anodized Aluminum[1]		28	
Options			French –	F		Brushed – Anodized Dark Bronze		40	
			Spanish—	S		**Faceplate Finish**			
			Blank –	B					
			Type						

[1]Standard

RCI Switches



991 Pneumatic Time Delay Handicap Pushbutton

Standard: 2-3/4"W x 4-1/2"H (70mm x 114mm)
Narrow: 1-3/4"W x 4-1/2"H (41mm x 114mm)

2 Year Warranty
2 Year Limited Warranty

- Blue, 1-5/8" (41mm) diameter button with engraved handicap symbol
- Tamper-resistant, cannot be burned or pried off
- Quickly mounts to single gang box (Standard) or narrow-stile door frames (Narrow)
- UL 508 recognized microswitch
- 1-45 seconds adjustable time delay
- Made in the USA
- Brushed Stainless Steel (32D) faceplate
- Listed to CSA C22.2 NO. 14-10
- See page 61 for accessories

How To Order

		Options					
	N	–Narrow					
991		H	-		PTD	x	32D
				B	– Blank		



991 Pneumatic Time Delay Exit Pushbutton

Standard: 2-3/4"W x 4-1/2"H (70mm x 114mm)
Narrow: 1-3/4"W x 4-1/2"H (41mm x 114mm)

2 Year Warranty
2 Year Limited Warranty

- Red, 1-5/8" (41mm) diameter button with engraved "PUSH TO EXIT"
- Tamper-resistant, cannot be burned or pried off
- Quickly mounts to single gang box (Standard) or narrow-stile door frames (Narrow)
- UL 508 recognized microswitch
- 0-45 seconds adjustable time delay
- Made in the USA
- Brushed Stainless Steel (32D) faceplate
- Listed to CSA C22.2 NO. 14-10
- See page 61 for accessories

How To Order

		Options					
	N	–Narrow					
991			-	PTD	x	32D	
		E	–Push to Exit				
		B	–Blank				
		Type					

RCI Switches



919 Rotary Release Pushbutton

3"W x 4-1/2"H (76mm x 114mm)

2 Year Warranty
2 Year Limited Warranty

- Red, 1-3/4" (44mm) diameter button
- Quickly mounts to single gang surface or recessed electrical box
- Push the button once to engage; twist cap in direction of arrows to release
- Designed to prevent users from inadvertently re-engaging the lock
- Latching momentary action
- Button must be manually turned to reset
- Hardware kit includes stainless steel tamper-proof screws and spanner bit
- Maintained (2-SPST) switch operation
- Faceplate available in Brushed Anodized Aluminum (28) or Brushed Anodized, Dark Bronze (40) finish
- See page 61 for accessories

How To Order

Faceplate Finish	
Brushed Anodized – Aluminum[1]	28
Brushed Anodized – Dark Bronze	40

919	-	MA	x

[1]Standard



920 Emergency Release Keyswitch/Pushbutton

2-3/4"W x 4-1/2"H (70mm x 114mm)

2 Year Warranty
2 Year Limited Warranty

- Red, 1-9/16" (40mm) diameter button
- Quickly mounts to single gang surface or recessed electrical box
- Push the button once to engage; key required to reset
- Designed to prevent users from inadvertently re-engaging the lock
- Hardware kit includes stainless steel tamper-proof screws and spanner bit
- Maintained (2-SPST) switch operation
- Brushed Stainless Steel (32D) faceplate
- See page 61 for accessories

How To Order

920	-	MA	x	32D

RCI Switches







917 Easy Touch Pushbutton

2-3/4"W x 4-1/2"H (70mm x 114mm)

2 Year Warranty
2 Year Limited Warranty

- Quickly mounts to single gang box, no mounting box required
- Handicap symbol and English, French and Spanish "Push to Exit" labels included
- Momentary switch operation (SPST)
- Virtually infinite lifetime
- Totally weather-proof
- Solid state (no moving parts)
- Pressure sensitive
- Architecturally elegant design
- Hardware kit includes Allen head screws and wrench
- Brushed Anodized Aluminum (28) faceplate
- See page 61 for accessories

How To Order

917	-	MO	x	28

972 All-In-One Illuminated Pushbutton

2-3/4"W x 4-1/2"H (70mm x 114mm)

2 Year Warranty
2 Year Limited Warranty

[1]LED not included
All-in-one button, reduces inventory SKU's

- Large 2" (51mm) square illuminated LED pushbutton
- Includes 3 messages, "Exit", "Push to Exit", and "Occupied When Lit" in English/Spanish or English/French; and a Handicap symbol
- Includes three colored lenses (green, red & clear)
- Quickly mounts to single gang box
- Hardware kit includes stainless steel tamper-proof screws and spanner bit
- Momentary switch operation (SPDT)
- Integrated 30 sec. fixed or adjustable delay timer option available
- SPDT switch is a UL recognized component
- ADA Compliant
- Brushed Stainless Steel (32D) faceplate
- See page 61 for accessories

How To Order

					Options			
				TD30	–30 Sec. Fixed Timer			
				TD30A	–0-30 Sec. Adjustable Time			
972	-		-		-	MO	x	32D
		ES	–English & Spanish					
		EF	–English & French					
			Language					

RCI Switches





970 Illuminated Exit Pushbutton

Standard: 3"W x 4-3/4"H (76mm x 121mm)
Narrow: 1-5/8"W x 4-3/4"H (41mm x 121mm)

2 Year Warranty
2 Year Limited Warranty

- Illuminated pushbutton
- Quickly mounts to single gang box (Standard) or narrow-stile door frames (Narrow)
- Extruded aluminum 1/4" (6mm) plate with beveled edges for tamper-resistance and durability
- Hardware kit includes stainless steel tamper-proof screws and spanner bit
- Momentary (2-SPST or 4-SPST), maintained (2-SPST or 4-SPST) or time-delay (DPDT) switches available
- 12 and 24VAC/VDC options available
- Optional audible alert add-on
- Blue (standard), yellow, green, red lens options
- Faceplate available in Brushed Anodized Aluminum (28) or Brushed Anodized, Dark Bronze (40) finish
- See page 61 for accessories

How To Order

970		-		-		-		-		x	

Options
- Narrow — N

Switch Mode
- Momentary — MO
- Maintained — MA
- 2x Momentary — DMO
- 2x Maintained — DMA
- Time-Delay — TD

Voltage
- 12VDC — 05
- 24VDC — 08

Options
- Audible Alert — A

Lens
- Blue[1] — B
- Yellow — Y
- Green — G
- Red — R

Faceplate Finish
- Brushed Anodized Aluminum[1] — 28
- Brushed Anodized Dark Bronze — 40

[1]Standard

975 Illuminated Exit Pushbutton

Standard: 3"W x 4-3/4"H (76mm x 121mm)
Narrow: 1-5/8"W x 4-3/4"H (41mm x 121mm)

2 Year Warranty
2 Year Limited Warranty

- 1" (25mm) square illuminated LED pushbutton, green lens
- Quickly mounts to single gang box (Standard) or narrow-stile door frames (Narrow)
- Extruded aluminum 1/4" (6mm) plate with beveled edges for tamper-resistance and durability
- Hardware kit includes stainless steel tamper-proof screws and spanner bit
- 12 and 24VAC/VDC options available
- Faceplate available in Brushed Anodized Aluminum (28) or Brushed Anodized, Dark Bronze (40) finish
- Momentary (2-SPST) or time-delay (DPDT) switches available
- See page 61 for accessories

How To Order

975		-		-		x	

Options
- Narrow — N

Switch Mode
- Momentary — MO
- Time-Delay — TD

Voltage
- –12VAC/VDC — 05
- –24VAC/VDC — 08

Faceplate Finish
- Brushed Anodized Aluminum[1] — 28
- Brushed Anodized Dark Bronze — 40

[1]Standard

RCI Switches





980 Economy Pushbutton

2-3/4"W x 4-1/2"H (70mm x 115mm)

2 Year Warranty
2 Year Limited Warranty

- Quickly mounts to single gang box
- Hardware kit includes stainless steel tamper-proof screws and spanner bit
- Momentary (SPST), maintained (SPST) or time-delay (DPDT) switches available
- White cap with black trim
- Brushed Stainless Steel (32D) faceplate
- See page 61 for accessories

How To Order

		Switch Mode		
		MO		–Momentary
		MA		–Maintained
		TD		–Time-Delay
980	-		x	32D

903 Audible Alert

3"W x 4-3/4"H (76mm x 121mm)

2 Year Warranty
2 Year Limited Warranty

- For remote or local monitoring
- Quickly mounts to single gang box (Standard) or narrow stile door frames (Narrow)
- Extruded aluminum 1/4" (6mm) plate with beveled edges for tamper-resistance and durability
- Hardware kit includes stainless steel tamper-proof screws and spanner bit
- Push-on wire connectors included
- Field-selectable continuous or intermittent tone (80-96dB)
- 30mA, 10-26VDC
- Available in Brushed Anodized Aluminum (28) or Brushed Anodized Dark, Bronze (40) finish
- See page 61 for accessories

How To Order

		Options		
		N		–Narrow stile
903		x		
Brushed Anodized — Aluminum[1]			28	
Brushed Anodized — Dark Bronze			40	
		Faceplate Finish		

[1]Standard

RCI Switches



960 Tamper-Resistant Keyswitch

Standard: 3"W x 4-3/4"H (76mm x 121mm)
Narrow: 1-5/8"W x 4-3/4"H (41mm x 121mm)
Key cylinder sold separately.

2 Year
Warranty
2 Year Limited Warranty

- Quickly mounts to single gang box (Standard) or narrow-stile door frames (Narrow)
- Extruded aluminum 1/4" plate with beveled edges for tamper-resistance and durability
- One-piece bracket with two-position switch holder
- Compatible with standard mortise cylinders with straight or clover cams in 1-1/8" or 1-1/4" cylinder lengths (1-1/4" key cylinders available)
- Momentary (SPDT/DPDT), maintained (SPDT/DPDT) or time-delay (2-SPDT) switches available
- Hardware kit includes stainless steel tamper-proof screws and spanner bit
- Faceplate available in Brushed Anodized Aluminum (28) or Brushed Anodized, Dark Bronze (40) finish
- See page 61 for accessories

How To Order

Faceplate Finish
Brushed Anodized — Aluminum[3] 28
Brushed Anodized Dark — Bronze 40

Options
DPDT[1] — D

960		-				x	
Narrow-Stile — **Options**	N	Momentary —	MO	MO	–Momentary		
		Maintained —	MA	MA	–Maintained		
		Time-Delay —	TD		**Options[2]**		

Switch Mode

[1]Only available with MO and MA switch mode
[2]Second switch
[3]Standard

Accessories

Model	Description
96-CYLKA	Mortise cylinder, straight cam, keyed alike
96-CYLKD	Mortise cylinder, straight cam, keyed differently

See page 62 for additional accessories



960RO Tamper-Resistant Keyswitch with Reset/Override

Standard: 3"W x 4-3/4"H (76mm x 121mm)
Narrow: 1-5/8"W x 4-3/4"H (41mm x 121mm)
Key cylinder sold separately.

2 Year
Warranty
2 Year Limited Warranty

- Quickly mounts to single gang box
- Extruded aluminum 1/4" plate with beveled edges for tamper-resistance and durability
- One-piece bracket with two-position switch holder
- Compatible with standard mortise cylinders with straight or clover cams in 1-1/8" or 1-1/4" cylinder lengths (1-1/4" key cylinders available)
- Momentary (SPDT/DPDT), maintained (SPDT/DPDT) or time-delay (2-SPDT) switches available
- Hardware kit includes stainless steel tamper-proof screws and spanner bit
- Screen-printed reset/override with directional arrows indicate the function of corresponding switch model
- Brushed Anodized Aluminum (28)
- See page 61 for accessories

How To Order

Options[2]
MO –Momentary
MA –Maintained

Options
D –DPDT[1]

960RO	-		-			x	28
				MO	–Momentary		
				MA	–Maintained		
				TD	–Time-Delay		

Switch Mode

[1]Only available with MO and MA switch mode
[2]Second switch

Accessories

Model	Description
96-CYLKA	Mortise cylinder, straight cam, keyed alike
96-CYLKD	Mortise cylinder, straight cam, keyed differently

See page 62 for additional accessories

RCI Switches



904P Emergency Pull Station

3-9/16"W x 4-1/2"H (91mm x 114mm)

2 Year Warranty
2 Year Limited Warranty

- Heavy-duty polycarbonate design with easy to lift clear Lexan cover
- All-in-one design includes English, French and Spanish labels to apply during installation
- Mounts over standard surface or recessed electrical utility box
- Maintained (DPDT) switch operation
- 3A at 125VAC
- Available in Blue or Yellow finish

How To Order

904P	x	
	Blue[1] —	B
	Yellow —	Y
	Finish	

[1]Standard



909 Rocker Switch

Surface-mount: 2-7/16"W X 2-7/16"H x 7/8"D (61mm x 61mm x 22mm)
Flush-mount: 3-7/16"W x 3-7/16"H x 5/8"D (87mm x 87mm x 16mm)

2 Year Warranty
2 Year Limited Warranty

- Ideal for desk or wall mount applications
- Surface-mounts under desk or counter for concealment
- Smooth action rocker with key symbol
- Momentary (SPDT) and maintained (SPDT) switches available
- 10A at 250VAC
- Beige finish
- See page 61 for accessories

How To Order

	Mount				
	S	–Surface			
	F	–Flush			
909		-		x	B
			MO	–Momentary	
			MA	–Maintained[1]	
			Switch Mode		

[1]Available in surface-mount design only



914 Sounder

4-3/4"W x 5-9/16"H (119mm x 142mm)

2 Year Warranty
2 Year Limited Warranty

- Ideal for delayed egress applications
- Field-selectable volume output up to 102db
- Models available for interior or exterior applications
- Not suitable for mounting on ceilings
- Easy installation - surface wall mounted
- 63mA, 12-24VAC
- Available in White or Red

How To Order

	Type	
	WPR	–Weather-Proof, Red Finish
	W	–White Finish
914		

[1]Only available in red finish

RCI Switches



915 Passive Infrared

Hands-free egress switch.
6-1/4"W x 1-13/32"H x 1-1/2"D
(159mm x 36mm x 38mm)

2 Year Warranty
2 Year Limited Warranty

- Field-Selectable 12/24VDC
- 38mA max at 24VDC, 35mA at 12VDC
- Hands free release for electromagnetic locks
- Ideal for "request to exit" with electromagnetic locks
- Adjustable setting for precise detection area desired
- Adjustable-relay latch time delay (2-60 sec)
- Two Form C relays (rated 2A at 30VDC)
- SPDT switch configuration
- Available in Gray or Black

How To Order

		Finish
	Black –	B
	Gray –	G
915	x	



915AFI Active Focused Infrared

6-7/8"W x 1-7/8"H x 2"D (175mm x 48mm x 51mm)

3 Year Warranty
3 Year Limited Warranty

- Mounts on or above the door frame with infrared beam directed near door hardware for pinpoint accuracy and operation, preventing circumvented entry by sliding objects under the door.
- Multiple relocking modes for any timed or door position conditions
- Relay output consists of two Form "C" contacts for NO/NC wiring
- Integrated local sounder with adjustable volume and activation LEDs
- 3 additional auxiliary inputs: request to exit, card reader and a door position switch
- 12 to 24 VDC/VAC
- Black finish
- Certifications: UL 294/ULC S319

How To Order

915AFI	x	B

RCI Switches



946 Square Push Plate

4-1/2" Sq. (114mm)
4-3/4" Sq. (121mm)
6" Sq. (152mm)

Warranty
Lifetime Limited Warranty

- Available in three sizes
- Momentary (SPDT) switch operation, DPDT accessory kit available
- Tamper-resistant
- Brushed Stainless Steel (32D) finish
- See page 61 for accessories

How To Order

	Type					**Finish**	
	P	–Push to Open					
	H	–Handicap Symbol				32D	–Brushed Stainless Steel
	HP	–Handicap Symbol + Push to Open				BLU	–Blue
946			-		MO	x	
	4-1/2" (114mm)[1] —	45		**Options**			
	4-3/4" (121mm) —	475					
	6" (152mm) —	6					
	Size						

[1]Only available with HP type

Accessories

Model	Description
9466SUR	Surface-mount box for 6" push plate
946475SUR	Surface-mount box for 4.75" push plate
94645SUR	Surface-mount box for 4.5" push plate
9466FLU	Flush mount box for 6" push plate
946475FLU	Flush mount box for 4.75" push plate
946475WR	Weather ring for 4.75" push plate
946DGPLATE	Back plate for double gang electrical box
9464PLAST	Double gang mount box
P94/5DMO	DPDT accessory kit

See page 56 for additional accessories



950 Round Push Plate

4-1/2" Dia. (114mm)
6" Dia. (152mm)

Warranty
Lifetime Limited Warranty

- 4-1/2" buttons designed for 2" x 4" (51mm x 102mm) switch boxes and 6" buttons designed for 4" x 4" x 1-1/2" (102mm x 102mm x 38mm) junction boxes
- Available in two sizes
- Momentary (SPDT) switch operation, DPDT accessory kit available
- Tamper-resistant
- Brushed Stainless Steel (32D) finish
- See page 61 for accessories

How To Order

	Type					
	P	–Push to Open				
	H	–Handicap Symbol				
	HP	–Handicap Symbol + Push to Open				
950			-	MO	x	32D
	4-1/2" (114mm) —	45	**Options**			
	6" (152mm) —	6				
	Size					

Accessories

Model	Description
9466SUR	Surface-mount box for 6" push plate
946475SUR	Surface-mount box for 4.75" push plate
94645SUR	Surface-mount box for 4.5" push plate
9466FLU	Flush mount box for 6" push plate
946475FLU	Flush mount box for 4.75" push plate
946475WR	Weather ring for 4.75" push plate
946DGPLATE	Back plate for double gang electrical box
9464PLAST	Double gang mount box
P94/5DMO	DPDT accessory kit

See page 56 for additional accessories

RCI Switches



910TC Touchless Switch

2-15/16"W x 4-11/16"H

2 Year
Warranty
2 Year Limited Warranty

- Unique low-profile touchless actuator plate utilizing capacitive technology for the activation of automatic doors.
- Aesthetically pleasing design.
- Hands-free – helps reduce the spread of germs and bacteria.
- Adjustable detection zone to reduce unwanted activations.
- When the device is activated, the indicator light (waving hand) will change color.
- Secondary Normally Open (NO) mechanical switch in the event of a power loss.
- Selectable unlock times (1-63 seconds).
- Mounts on single-gang electrical box.
- Available remote control to trigger switch remotely.
- May be purchased as a kit (910TC-WRM-WRB). Includes 910TC Switch, 910TC-WRM Remote Receiver Module and 910TC-WRB Remote Transmitter.
- Certifications & testing:
  - FCC
  - ISED
- See page 61 for accessories

RCI Switches



940 Rectangular Push Plate

2-3/4"W x 4-1/2"H (70mm x 114mm)

Warranty
Lifetime Limited Warranty

- Large rectangular faceplate
- Beveled edges provide a tamper and vandal resistant solution
- Universal touch area; push at any location
- Momentary (SPDT) switch operation, DPDT accessory kit available
- Text and symbols are baked onto the surface for maximum durability
- Brushed Stainless Steel (32D) finish
- See page 61 for accessories

How To Order

	Type				
	H – Handicap Symbol				
	HP – Handicap Symbol + Push to Open				
	PTE – Push to Exit				
	B – Blank				
940		-		x	32D
			MO – Momentary (SPDT)[1]		
			Switch Mode		

[1]Standard

Accessories

Model	Description
940SUR	Surface-mount box
P94/5DMO	DPDT accessory kit

See page 62 for additional accessories

RCI Switches



941 Mullion Push Plate

1-1/2"W x 4-3/4"H (38mm x 121mm)

Warranty
Lifetime Limited Warranty

- Narrow design makes an easy application on guide rails and swing doors
- Beveled edges provide a tamper and vandal resistant solution
- Universal touch area; push at any location
- Momentary (SPDT) switch operation, DPDT accessory kit available
- Text and symbols are baked onto the surface for maximum durability
- Available in Brushed Stainless Steel (32D) or Blue (BLU) finish
- See page 61 for accessories

How To Order

Type

	P	–Push To Open					
	H	–Handicap Symbol				**Finish**	
	HP	–Handicap Symbol + Push To Open				32D	–Brushed Stainless Steel Finish
	B	–Blank[1]				BLU	–Blue
941			-	MO	x		
		MICRO	–Micro-Switch[2]				

Options

[1]Available only in 32D finish
[2]Available only with HP and H type in 32D finish

Accessories

Model	Description
941SUR	Surface-mount box
941FLU	Flush mount box
P94/5DMO	DPDT accessory kit

See page 62 for additional accessories

RCI Switches



9LP36 Low Profile Push Plate

6"W x 36"H (152mm x 915mm)

3 Year Warranty
3 Year Limited Warranty

- An all-active plate activates with any "push" location
- Can be mounted to any flat surface using concealed fasteners for aesthetics and to minimize vandalism
- Easily adapts to either a wireless or hardwired installation
- Optional built-in wireless transmitter comes pre-installed in the top end cap
- UL Listed push plate for pedestrian door activation under UL325 for US and Canada
- Exceeds the California Building Code, Section 1117B.6
- Exceeds Ontario Building Code, Sections A-3.8.3.3 (17) and A-3.8.1.5
- Brushed Stainless Steel (32D) finish

How To Order

		Type		
		HW		–For Hardwire Installation
		433		–For Wireless Installation (433MHz Transmitter)
9LP36	-		x	32D



9BOLL Bollard/Mounting Post

6-1/4"W x 41-1/2"H x 4-1/4"D
(159mm x 1054mm x 108mm)

3 Year Warranty
3 Year Limited Warranty

- Constructed with durable carbon steel
- Designed to mount 4-3/4" square and 4-1/2" round push plates
- Can be mounted on either existing or newly poured concrete
- Stainless steel mounting bracket and hardware included
- UV-resistant ABS plastic top cap allowing for wireless transmitter installation
- Available in Silver, Bronze or Black finish

How To Order

		Options	
	NC		–Without Push Plate Cut Out
9BOLL			PC
	BL		–Black
	S		–Silver
	BR		–Bronze
		Finish	



9RCT433/9DRCR433 Transmitters & Receivers

2-3/4"W x 2-1/8"H x 1"D
(70mm x 55mm x 14mm)

- An all-active plate activates with any "push" location
- Can be mounted to any flat surface using concealed fasteners for aesthetics and to minimize vandalism
- Easily adapts to either a wireless or hardwired installation
- Optional built-in wireless transmitter comes pre-installed in the top end cap
- UL Listed push plate for pedestrian door activation under UL325 for US and Canada
- Exceeds the California Building Code, Section 1117B.6
- Exceeds Ontario Building Code, Sections A-3.8.3.3 (17) and A-3.8.1.5
- Brushed Stainless Steel (32D) finish

How To Order Transmitter

9RCT433		
	1	–One Button
	2	–Two Buttons
	3	–Three Buttons
	4	–Four Buttons
	3V1	–One Button Wired With 3V Battery
	9V1	–One Button Wired With 9V Battery Lead
		Type

How To Order Receiver

9DRCR433		
	VB	–Receiver
	EHT	–Receiver With Extended Hold Time
		Type

RCI Switches



9500
2 Pin



9501
3 Pin

9500/9501 Mortise Pin Transfers

1/2"W x 2-3/4"H (13mm x 71mm)

5 Year Warranty
5 Year Limited Warranty

- Recessed in the hinge side of the door/frame and concealed when the door is closed for tamper-resistance
- 1.5A at 24VAC
- Made of nickel-plated brass and plastic
- White finish

How To Order

	Type	
	0	–2 Pin Contact
	1	–3 Pin Contact
950		



9503
Mortise



9505
Surface

9503/9505 Ball Transfers

1/2"W x 2-3/4"H (13mm x 71mm)

5 Year Warranty
5 Year Limited Warranty

- Recessed or surface-mounted on either hinge side, lock side or frame header. Recessed models are concealed when the door is closed for tamper-resistance
- 500mA at 24VAC
- Contact pins are hard gold-plated (corrosion-free)
- White finish

How To Order

	Type	
	3	–Mortise
	5	–Surface
950		



9507/9509 Flex Loops

2 Year Warranty
2 Year Limited Warranty

9507
- Surface-mounted on hinge side
- Accepts 4-conductor @ 22 gauge or 2-conductor @ 18 gauge (not included)
- Made of stainless steel coated brass
- Available in Silver, Brown and White finish

9509
- Surface-mounted on hinge side
- Heavy-duty flex loop with increased conductor capacity
- Accepts 16-conductor @ 22 gauge or 8-conductor @ 18 gauge (not included)
- Made of stainless steel
- Silver finish

How To Order

Type		Finish	
Standard —	7	Silver[1] —	S
Heavy-Duty —	9	Brown —	B
950		White —	W
		-	

Length	
7" (178mm) —	7
12" (305mm) —	12
18" (457mm) —	18
24" (610mm) —	24
36" (914mm) —	36

[1]9509 available in Silver only



9520/9521/9522 9523/9524 Electrified Hinges

9520 4" x 4" (102mm x 102mm)
9521 4-1/2" x 4" (114mm x 102mm)
9522 4-1/2" x 4-1/2" (114mm x 114mm)
9523 5" x 4-1/2" (127mm x 114mm)
9524 5" x 5" (127 mm x 127mm)

3 Year Warranty
3 Year Limited Warranty

- Five knuckle
- Standard weight
- Fully mortised in the hinge stile and concealed when the door is closed for tamper-resistance
- Made of steel
- 6-conductors (4 at @ 22 gauge, 2 @ 18 gauge) included
- Available in Brushed Chrome (26D) or Brushed Stainless Steel (32D) finish

How To Order

	Size	
	0	–4" x 4" (102mm x 102mm)
	1	–4-1/2" x 4" (114mm x 102mm)
	2	–4-1/2" x 4-1/2" (114mm x 114mm)
	3	–5" x 4-1/2" (127mm x 114mm)
	4	–5" x 5" (127 mm x 127mm)
952		x

Finish	
Brushed Chrome —	26D
Brushed Stainless Steel —	32D

RCI Power Transfers and Door Contacts



9512/9513 Bridge Cables

9512 Visible face: 1"W x 12-3/4"H (25mm x 324mm)
Recessed: 7/8"W x 10-3/16"H (23mm x 259mm)

9513 Visible face: 1"W x 21-7/16"H (25mm x 545mm)
Recessed: 7/8"W x 18-7/8"H (23mm x 479mm)

Warranty
1 Year Limited Warranty

- Recessed in the hinge side of the door/frame and concealed when door is closed for tamper-resistance
- 4-conductor @ 22 gauge or 2-conductor @ 18 gauge
- Made of steel
- Bright Chrome (26) finish

How To Order

	Type		
	2	–12-3/4" H (324mm)	
	3	–21-7/16" H (545mm)	
951		x	26

9540 Recessed Magnetic Contact/Door Position Switch

3/4"W x 3/4"H x 7/8"D
(19mm x 19mm x 22mm)

Warranty
Lifetime Limited Warranty

- 200mA Max, 30VAC/VDC
- 3/4" (19mm) dia. recessed magnetic contact
- 12" #22 AWG wire leads
- Rare earth magnet
- Self-locking in steel and wood
- End-of-line resistors, diodes and supervisory
- Loop type: open/closed
- SPDT configuration
- Available in White or Black finish

How To Order

9540	x	
	White —	W
	Black —	B
	Finish	



9530 Balanced Magnetic Contact/Door Position Switch

3-1/2"W x 1-1/4"H x 5/8"D
(89mm x 32mm x 16mm)

Warranty
Lifetime Limited Warranty

- 50mA Max, 100VDC
- Surface-mount switch and magnet
- Utilizes two Form C high reliability Rhodium plated reed switches, one of the two reed switches being of different sensitivity, encapsulated in epoxy inside a solid aluminum case
- SPDT switch configuration with magnetic tamper
- When the rare earth magnet is in place and properly adjusted (balanced), the magnetic tamper switch 2 will be in a state opposite to the switch 1
- This normal configuration will change should one of the following occur; (1) switches 1 and 3 will change state by either the deliberate shunting of the magnetic field or if the door window is opened, and (2) the addition of a magnetic field such as an external magnet will cause the magnetic tamper switch 2 to change state
- End-of-line resistors may be used to allow a predetermined trickle of current to flow and permit operation from a supervised line at all times
- 18" Armored Cable, #22 AWG Wire Leads

How To Order

9530

RCI Switches Accessories



9SURBOX Surface-Mount Single gang

Model	Description
9SURBOX	Surface-mount single gang box, Cream finish 3"W x 4-3/4"H x 2-1/2"D (76 x 121 x 63.5mm)



TD30/TD30A Timer Delay

Model	Description
TD30	30 sec. fixed timer (12/24VDC)
TD30A	0 to 30 sec. adjustable timer (12/24VDC)



910TC-WRM Remote Receiver Module

Model	Description
910TC-WRM	433MHz remote receiver module



910TC-WRB Remote Transmitter

Model	Description
910TC-WRB	433MHz remote transmitter

P94/5DMO DPDT Switch Kit

Model	Description
P94/5DMO	DPDT momentary contact switch kit

Compatibility

Model	9SURBOX	TD30	TD30A	P94/5DMO
903 Audible Alert	•	-	-	-
904P Emergency Pull Station	•	-	-	-
906 Handicap Pushbutton	•	•	•	-
908 Exit Pushbutton	•	•	•	-
909 Rocker Switch	-	•	•	-
916 Tamper-resistant Handicap Pushbutton	•	•	•	-
917 Easy Touch Pushbutton	•	•	•	-
918 Tamper-resistant Exit Pushbutton	•	•	•	-
919 Rotary Release Pushbutton	•	-	-	-
920 Emergency Release Keyswitch/Pushbutton	•	-	-	-
940 Rectangular Push Plate	•	•	•	•
941 Mullion Push Plate	-	•	•	•
946 Square Push Plate	•	•	•	•
946T Square Short-Range Touchless Actuator	•	•	•	-
947 Dual Vestibule Push Plate	•	•	•	•
950 Round Push Plate	•	•	•	•
950T Round Short-Range Touchless Actuator	•	•	•	-
960 Tamper-resistant Keyswitch	•	•	•	-
970 Illuminated Exit Pushbutton	•	•	•	-
972 All-In-One Illuminated Pushbutton	-	•	•	-
975 Illuminated Exit Pushbutton	•	•	•	-
980 Economy Pushbutton	•	•	•	-
990 Oversized Tamper-resistant Handicap/Exit Pushbutton	•	•	•	-
991 Pneumatic Time Delay Handicap/Exit Pushbutton	•	-	-	-

Locksets

RCI Locksets



C800 Series Grade 1 Heavy-Duty Cylindrical Locksets

Provides exceptional security, enhanced aesthetics and rugged dependability.

Energy 290mA @ 12VDC 145mA @ 24VDC	Strength ANSI/BHMA A156.2	Warranty 2 Year Limited Warranty	Mode Fail-Safe & Fail-Secure Options Available
Fire-Rated 3-Hour Fire-Rated	Door Type Designed For Wood And Hollow Metal Doors		

- Easy to install in all swinging doors with ANSI/BHMA Standard A156.115 preparations for cylindrical locks
- Designed for wood and hollow metal doors
- Fail-safe (EL) and fail-secure (EU) options available
- Easily adjustable to accommodate doors from 1-3/4"–2-1/4" thick without spacers (1-3/8"–1-5/8" with spacers PC8DS1). Consult the factory for other thicknesses
- Non-handed for simple installation (excluding LF or LV handed levers)
- Lock is through-bolted for additional strength and security
- Cast stainless steel latch retractor with roller bearings for exceptionally smooth operation and superior strength and durability
- Lock chassis constructed of steel, stainless steel and zinc components for superior strength and corrosion resistance
- Stainless steel latch bolt for superior strength
- Auxiliary deadlocking latch bolt for strength and durability
- Premium PVD (physical vapor deposition) finishes for consistent durable color on 605, 606, 612, 613 and 619
- Available in: 24VDC (145mA) & 12VDC (290mA)
- Request-to-exit signaling switch: 250VAC, 1A, 22AWG wire leads on lever locks
- Certified to ANSI/BHMA standard A156.2, Series 4000 Grade 1
- Tested to 3.5-million cycles by an independent laboratory
- Meets A117.1 accessibility code and ADA requirements for barrier-free accessibility
- UL/cUL – UL 10C Positive Pressure
- All C800 Series locks are Listed 3-hour fire rated
- Locks with 1/2" throw latch bolts are listed for A label and lesser class doors, 4'0" x 8'0" maximum per leaf
- California State Reference Code (formerly title 19, California State Fire Marshal standard), all levers with returns, return to within 1/2" (12 mm) of door face

RCI Locksets

How To Order

Function			Cylinder Type[1]			Finish[2]				Latch Bolts[5]		Strike Options	Lip Length	Keying Options[5]
			S	–Sargent 10 Line KIL (less cylinder)	626	–Satin Chrome (Standard)								
			D	–Conventional Cylinder	625	–Bright Chrome								
			L	–Less Cylinder	619PVD	–Satin Nickel								
			C	–SFIC	613PVD	–Dark Oxidized Satin Bronze								
			J	–Less SFIC	612PVD	–Satin Bronze								
Fail–Secure	80EU		T	–Temporary SFIC	606PVD	–Satin Brass								
Fail-Safe	80EL		R	–Schlage FSIC (less core)	605PVD	–Bright Brass	AM	–Antimicrobial Coating[3]						
C8												5001	1316	
Request to Exit		RX		LR	C	–3-1/2" Dia.	5	–12VDC	TX	RH	–Right Hand	134	–1-3/4"–2-1/4"	
				LC	D	–3-1/2" Dia. stamped, LOCK	8	–24VDC	–Security Screws	LH	–Left Hand	138	–1-3/8"–1-5/8"	
				LG	E	–3-1/2" Dia. stepped rose		Voltage			Door Hand[6]		Door Thickness[4]	
				LT	F	–3-1/2" Dia. stepped rose stamped, LOCK								
				LF[6]		Rose Design								
				LV[6]										
				Lever[5]										

[1]Consult factory for other cylinder options.
[2]For split finishes, consult factory. Specify hand.
[3]Available on 626 finish only. Consult factory for other finishes.
[4]Door Thickness Range: 1-3/4"–2-1/4" without spacers, 1-3/8"– 1-5/8" with spacers.
[5]See next page for options
[6]Specify handing when ordering LF or LV levers

NOTE: Consult factory for lead times on other options

Standard models include:

- C8 80EL D LR E 626 5 10252 134 5001 1316
- C8 80EL D LR E 626 8 10252 134 5001 1316
- C8 80EL RX D LR E 626 5 10252 134 5001 1316
- C8 80EL RX D LR E 626 8 10252 134 5001 1316
- C8 80EU D LR E 626 5 10252 134 5001 1316
- C8 80EU D LR E 626 8 10252 134 5001 1316
- C8 80EU RX D LR E 626 5 10252 134 5001 1316
- C8 80EU RX D LR E 626 8 10252 134 5001 1316

RCI Locksets

Latch Bolts

Latch Throw		Latch Type	
3/4" Throw – Latch	18	5	– All Other Functions
1/2" Throw – Latch	10	0	– C810, C840, C844

Backset		Face	
2-3/8" Backset	1	0	– 1" Face, Square Corner
2-3/4" Backset	2	1	– 1" Face, 1/4" Radius Corner
3-3/4" Backset	3	2	– 1-1/8" Face, Square Corner
5" Backset	5		

Keying Options

Standard Keyways

Keying	
0BIT	– 0-Bitted
CMK	– Construction Master Keyed
MKD	– Master Keyed
NSK	– Non-Stock Keyed
KA4	– Keyed Alike, Sets of 4
KA2	– Keyed Alike, Sets of 2
KD	– Keyed Different

Keyway	
SC	– Schlage C
SE	– Schlage E
D100	– DORMA SKC
CA	– Corbin 60
CD	– Corbin 59A1
CE	– CorbinRusswin L4
RA	– Russwin 981
RB	– Russwin D1
GA	– Sargent LA
SF	– Schlage F
WA	– Weiser E
YA	– Yale 8
YG	– Yale GA

Retrofit Keyways Available
0-Bitted Only

IC Keyways

Keying	
TMP	– Temporary Construction Core
MKD	– Combinated (Master Keyed)

Keyway	
BA	– Best A
BB	– Best B
BC	– Best C
BD	– Best D
BE	– Best E
BF	– Best F
BG	– Best G
BH	– Best H
BJ	– Best J
BK	– Best K
BL	– Best L
BM	– Best M
BQ	– Best Q
D100	– DORMA SKC (7-pin Core Only)
BLK	– Black Construction Core
BLU	– Blue Construction Core
GRN	– Green Construction Core

Specify color if required to match existing project

Lever Designs

LP

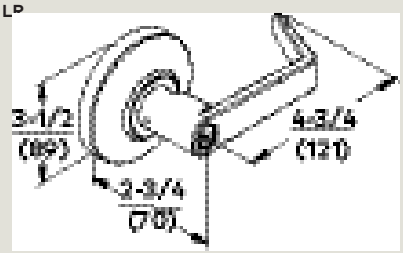

LC

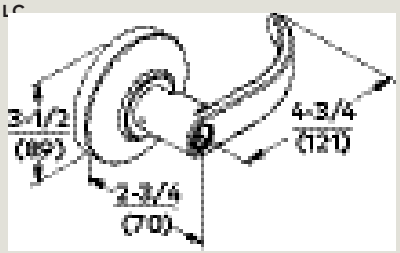

LG



LT

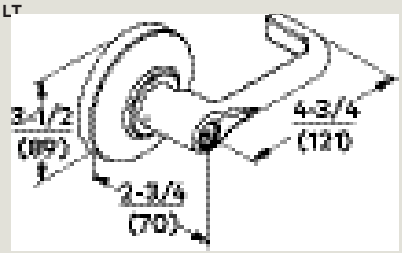

LF (Handed)

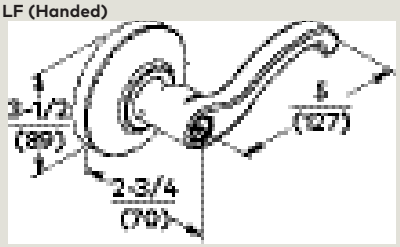

LV (Handed)



Specialty Locks

RCI Specialty Locks



3590 Lock 'N' Prox

Battery powered lock with built-in proximity reader – ideal standalone solution.
2-3/8" W x 2-3/8" H x 7/8" D (60mm x 60mm x 22mm)
Dimensions of lock only. Excludes pin.

Energy Battery Powered	Strength 140lbf[1] Holding Force
Warranty 2 Year Limited Warranty	Mode Fail-Secure (Fail-Safe When Battery Fails)
Alarm Optional Alarm Function Available	

[1]For base model. 450lbf for 3590A

- Easy to install and simple to program without PC or software
- Can be fitted to sliding doors, drawer backs, leaf doors, glass, etc.
- 2 pin configurations to accommodate most mounting applications
- Up to 1" (25mm) of reliable reading through wood material without external antenna
- 50 users per lock capability
- Flexible, project-based programming and functions available
- Long lasting lithium battery – minimum 30,000 latch openings per life of battery
- Low battery audible warning
- Very robust, impact-proof motor operation
- Audible signal upon card/fob presentation
- Various catch options available including spring open door release
- Black finish
- FCC and ISED compliant

Accessories

Model	Description
3590LP-ALM	Straight locking pin
3590LP-ZALSP	RIght angle locking pin
3590PX-CRD10	Proximity cards – 10 pack
3590PX-FOB10	Proximity fobs – 10 pack
3590PX-PRO	Replacement programming card
3590ER-SLOC	External reader – surface-mounted with 5ft (1.5m) cable for use when lock is not within read range
3590ER-RLOC	External reader – recess mounted with 5ft (1.5m) cable for use when lock is not within read range Reader diameter is 1/2" (12mm) and length is 1-9/16" (40mm)

Options

A – Alarm Function
Preprogrammed alarm function to detect if the door is left ajar or forced open. When the door is left ajar for more than 30 seconds the alarm will beep until the door is closed or a valid user card is presented. If the door is forced open, the sounder will sound at full volume immediately. To silence the alarm a valid user card must be presented to the lock.

How To Order

			Options	
		A	– Alarm Function	
3590				
Straight Pin–	SP		CRD	–Proximity Cards – 2 pack
Right-Angle Spring Loaded Pin–	RA		FOB	–Proximity Fobs – 2 pack
Locking Pin			**Credentials**	

Example: **3590SPAFOB**

RCI Specialty Locks





3510LM Electromechanical Cabinet Lock

Compact, surface-mounted design ideal for small enclosures.
1-5/8" W x 1-7/8" H x 13/16" D (42mm x 48mm x 20mm)

Dimensions of lock only. Excludes pin.

Energy
250mA[1]
Field-Selectable
12VAC/VDC, 24VAC/VDC

Strength
250lbf Holding Force

Warranty
3 Year Limited Warranty

Mode
Field-Selectable
Fail-Safe &
Fail-Secure

Monitoring
Built-in Monitoring Switch

[1]Max at 12VAC/VDC, 120mA at 24VAC/VDC

- Surface-mounted compact electric lock
- Versatile mounting positions
- Elongated holes for adjustable mounting
- Zinc-plated (rust-resistant) steel locking pin assembly
- Low energy consumption
- Positioning of the locking pin determines lock mode
- Built-in monitoring switch indicates whether the mechanism is locked or unlocked
- Black finish

How To Order

3510	LM

3513 Electromechanical Cabinet Lock

Compact, surface-mounted design ideal for small enclosures.
1-3/16" W x 2-7/8" H x 1-1/8" D (30mm x 73mm x 29mm)

Dimensions of lock only. Excludes pin.

3513DM Electromechanical Cabinet Lock with Monitoring

Compact, surface-mounted design ideal for small enclosures.
1-3/16" W x 2-7/8" H x 1-1/8" D (30mm x 73mm x 29mm)

Dimensions of lock only. Excludes pin.

Energy
200mA[1]
Field-Selectable
12/24VDC

Strength
440lbf Holding Force

Warranty
3 Year Limited Warranty

Mode
Field-Selectable
Fail-Safe &
Fail-Secure

Monitoring
Optional Dual Monitoring
Model Available

[1]Max at 12VDC, 100mA at 24VDC

- Surface-mounted compact electric lock
- Superior heavy-duty metal construction
- Versatile side or top mounting
- Low energy consumption
- Positioning of the solenoid determines lock mode
- Black finish

Options

DM – Dual Monitoring
Built-in locking pin and door monitoring switches.

How To Order

3513	

DM – Dual Monitoring

Options

RCI Specialty Locks



3525 Electromechanical Rack Handle Lock

Provides intelligent electronic locking and monitoring capabilities.
1-1/2"W x 6-3/4"H x 1"D (37mm x 170mm x 24.5mm)

3525PRX Electromechanical Rack Handle Lock with Proximity Reader

Includes built-In 125kHz HID® proximity reader.
1-1/2"W x 8-1/4"H x 1"D (37mm x 210mm x 24.5mm)

Energy 200mA[1] Field-Selectable 12-24VDC	Monitoring Lock & Handle Status
Warranty 1 Year Limited Warranty	Mode Fail-Secure (Fail-Safe When Battery Fails)

[1]Typical: less than 200mA at 12VDC, max/stall: 1A, standby: 50mA max, output signal: 100mA max load, card reader module: 60mA max

- Easy to install and use
- Local monitoring with multi-color LED indicator
- Remote lock and unlock control
- Single or multi-point locking
- Low current, gear motor driven mechanism
- Momentary or continuous lock actuation
- High security DIN lock for mechanical key override
- Non-handed
- Wire harness and hardware kit included
- Includes three keys (keyed alike)
- Activated via any third party control system (Access Control)
- PoE adaptable
- Housing, handle and mounting bracket are made of black, glass-filled nylon
- Shaft and rotation limiter are made of die-cast zinc with a bright sealer finishing

Accessories

Model	Description
Cams	
3525-GR3815	0.61" (15.5mm) grip cam, 1-1/2" (38mm) length
3525-GR3817	0.69" (17.5mm) grip cam, 1-1/2" (38mm) length
3525-GR3819	0.77" (19.5mm) grip cam, 1-1/2" (38mm) length
3525-GR3821	0.85" (21.5mm) grip cam, 1-1/2" (38mm) length
3525-GR3823	0.93" (23.5mm) grip cam, 1-1/2" (38mm) length
3525-GR4522	0.77" (19.5mm) grip cam, 1-3/4" (45mm) length
3525-GR4524	0.85" (21.5mm) grip cam, 1-3/4" (45mm) length
3525-GR4526	0.93" (23.5mm) grip cam, 1-3/4" (45mm) length
Gearbox For Multi-Point Systems	
3525-MPLH	Left Hand Gearbox (CCW to open)
3525-MPRH	Right Hand Gearbox (CW to open)
Credentials	
1326R-H-10	125kHz Clamshell Proximity Card, HID® protocol, 10 pack
1326R-H-25	125kHz Clamshell Proximity Card, HID® protocol, 25 pack
1326R-H-50	125kHz Clamshell Proximity Card, HID® protocol, 50 pack
1386R-H-10	125kHz Printable Proximity Card, HID® protocol, 10 pack
1386R-H-25	125kHz Printable Proximity Card, HID® protocol, 25 pack
1386R-H-50	125kHz Printable Proximity Card, HID® protocol, 50 pack
1314R-H-10	125kHz Thick Printable Proximity Card, HID® protocol, 10 pack
1314R-H-25	125kHz Thick Printable Proximity Card, HID® protocol, 25 pack
1314R-H-50	125kHz Thick Printable Proximity Card, HID® protocol, 50 pack
1346R-H-10	125kHz Proximity Fob, HID® protocol, 10 pack
1346R-H-25	125kHz Proximity Fob, HID® protocol, 25 pack
1346R-H-50	125kHz Proximity Fob, HID® protocol, 50 pack

HID® is a registered trademark of HID Global Corporation, an ASSA ABLOY company. All other trademarks are the property of their respective owners. RCI reserves the right to change specifications without notice.
NOTE: The lock sensor is an optical device that senses the presence of the locking cam. Keyed cylinder can affect sensing. Removal of factory installed keyed cylinder will void warranty.

Options

PRX – Proximity Reader
Integrated 125kHz HID® proximity reader which recognizes existing employee RFID prox cards. Wiegand output can be connected to a standalone controller or an existing networked access control system for remote control, monitoring and reporting.

How To Order

3525 [ ]
PRX – Proximity Reader
Options

RCI Specialty Locks



MEM4400 Compact Electromechanical Lock

Ideal for sliding doors or small enclosures.
1-3/4"W x 1-3/16"H x 21/32"D (44mm x 30mm x 16.5mm)
Armature Plate: 1-3/4"W x 1-3/16"H x 1/2"D (44mm x 30mm x 12.5mm)

Energy
260mA
12/24VDC

Strength
880lbf Holding Force

Warranty
3 Year Limited Warranty

Mode
Fail-Safe

Monitor
Lock & Door
Status Sensors

- Ultra-compact design
- Low power consumption
- Easy installation
- Early warning alarm
- No residual magnetism
- For automatic sliding doors (lock located on or within door track)

How To Order

MEM4400



S2500A Mini Electromagnetic Lock

For small enclosures or hutches.
4-1/4"W x 1-1/2"H x 3/4"D (107mm x 37mm x 20mm)
Armature Plate: 2-1/2"W x 1-1/4"H x 11/32"D (44mm x 30mm x 9mm)

Energy
240mA
12VDC

Strength
165lbf Holding Force

Warranty
3 Year Limited Warranty

Mode
Fail-Safe

- Mini magnetic lock single door
- Surface-mounted magnet
- Non-monitored
- Power off to release door
- Brushed anodized aluminum housing
- Zinc plated electromagnetic body
- Grain orientated silicone steel armature plate

How To Order

S2500A

RCI Specialty Locks



EM-MAG1500 Compact Electromechanical Lock

For outswing doors & small enclosures.
6-7/32"W x 1-7/16"H x 1-3/8"D (158mm x 36mm x 35mm)
Armature Plate: 4-3/4"W x 1-3/16"H x 1/2"D (121mm x 30mm x 12.5mm)

Energy
240mA[1]
Field-Selectable
12/24VDC

Strength
1,500lbf
Holding Force

Warranty
3 Year Limited Warranty

Mode
Fail-Safe

Monitor
Lock & Door
Status Sensors

[1]At 12VDC, 120mA at 24VDC

- Slim design; significantly smaller than standard electromagnetic locks
- Bi-color light panel indicates lock status
- Releases under side load of up to 130lbs (60kg)
- Early warning alarm
- Includes anti-tamper security plate
- Anodized aluminum housing; zinc plated for anti-corrosion
- No residual magnetism
- Low energy consumption
- Factory tested to over 1-million cycles

How To Order

EM-MAG1500



MEM2400 Compact Electromechanical Lock

For inswing doors & small enclosures.
8-5/8"W x 1-7/16"H x 1-3/8"D (218mm x 36mm x 35mm)
Armature Plate: 7-1/8"W x 1-3/16"H x 1/2"D
(181mm x 30mm x 12.5mm)

Energy
350mA[1]
Field-Selectable
12/24VDC

Strength
1,500lbf
Holding Force

Warranty
3 Year Limited Warranty

Mode
Fail-Safe

Monitor
Lock & Door
Status Sensors

[1]At 12VDC, 120mA at 24VDC

- Patented electromagnetic lock with early warning detectors
- Bi-color LED light indicates lock status
- Compact surface-mount design
- Includes adjustable L & Z bracket
- Capable of releasing under door back pressure (pre-load) of up to 150lbs (70kg)
- Aluminum extrusion casing and anodized coated, high grade zinc plating on magnet and plate
- No residual magnetism
- Low energy consumption



L and/or Z bracket

How To Order

MEM2400

Exit Devices

RCI Exit Devices



120 Series Exit Bar

Non-latching exit bar.
2-1/2"H x 3-5/8"D (63.5mm x 92mm)

3 Year
Warranty
3 Year Limited Warranty

- Ideal for easy egress to release electromagnetic lock
- 3A @ 30VDC (Inductive), 4A @ 30VDC (Resistive)
- Available in SPDT and 2SPDT
- Two standard bar lengths are offered – can be field cut for custom lengths

Model	Description	For Door Widths	Finish
120A-SS1	Non-latching exit bar with SPDT switch	24–36" (610–914mm)	28/40
L120A-SS1	Non-latching exit bar with SPDT switch	37–48" (940–1219mm)	28/40
120A-SS2	Non-latching exit bar with 2SPDT switch	24–36" (610–914mm)	28/40
L120A-SS2	Non-latching exit bar with 2SPDT switch	37–48" (940–1219mm)	28/40
120D-SS1	Non-latching exit bar with SPDT switch and camlock dogging	24–36" (610–914mm)	28/40
L120D-SS1	Non-latching exit bar with SPDT switch and camlock dogging	37–48" (940–1219mm)	28/40
120D-SS2	Non-latching exit bar with 2SPDT switch and camlock dogging	24–36" (610–914mm)	28/40
L120D-SS2	Non-latching exit bar with 2SPDT switch and camlock dogging	37–48" (940–1219mm)	28/40

RCI Exit Devices



1200 Series Mechanical Rim Exit Bar

Interlocking latch design.
2-1/2"H x 3-5/8"D (63.5mm x 92mm)

3 Year Warranty
3 Year Limited Warranty

- Weather resistant for outdoor use
- All devices re-latch
- Camlock and cylinder dogging available (for non-fire labeled doors)
- Choice of 3 alarm modules
- Two standard bar lengths are offered – can be field cut for custom lengths
- Non-handed
- High security, exceeding a 1" dead bolt
- Made in the USA
- UL certified ANSI/BHMA A156.3-2008, Grade 1
- UL Listed Fire Exit Hardware, 3 hour fire-rating
- UL Listed Panic Hardware
- Conforms to Positive Pressure Standards UL 10C & UBC 7-2
- Accepted by NYC MEA 337-92M

c UL us LISTED

Options

- SS1A-10/20/30*– Signal Switch for models with alarm modules (SPDT)
- SS2A-20/30* – Signal Switch for models with alarm modules (2SPDT)
- LMS – Lock Monitor Switch. Rated 5A, 250V DC

How To Order

Model	Description	For Door Widths	Finish
1200A	Mechanical rim exit bar, no dogging	24–36" (610–914mm)	28/40
L1200A	Mechanical rim exit bar, no dogging	37–48" (940–1219mm)	28/40
1200C*	Mechanical rim exit bar cylindrical dogging exit device	24–36" (610–914mm)	28/40
L1200C*	Mechanical rim exit bar cylindrical dogging exit device	37–48" (940–1219mm)	28/40
1200D	Mechanical rim exit bar cam dogging exit device	24–36" (610–914mm)	28/40
L1200D	Mechanical rim exit bar cam dogging exit device	37–48" (940–1219mm)	28/40
1200F	Mechanical rim exit bar fire exit device	24–36" (610–914mm)	28/40
L1200F	Mechanical rim exit bar fire exit device	37–48" (940–1219mm)	28/40
1210A	Mechanical rim exit bar no dogging, alarm module (9V battery)	32–36" (813–914mm)	28/40
L1210A	Mechanical rim exit bar no dogging, alarm module (9V battery)	37–48" (940–1219mm)	28/40
1210D	Mechanical rim exit bar, camlock dogging, alarm module (9V battery)	32–36" (813–914mm)	28/40
L1210D	Mechanical rim exit bar, camlock dogging, alarm module (9V battery)	37–48" (940–1219mm)	28/40
1210F	Mechanical rim exit bar, fire doors, alarm module (9V battery)	32–36" (813–914mm)	28/40
L1210F	Mechanical rim exit bar, fire doors, alarm module (9V battery)	37–48" (940–1219mm)	28/40
1220A	Mechanical rim exit bar, alarm module (12-24VDC remote, 9V battery backup)	32–36" (813–914mm)	28/40
L1220A	Mechanical rim exit bar, alarm module (12-24VDC remote, 9V battery backup)	37–48" (940–1219mm)	28/40
1220D	Mechanical rim exit bar, camlock dogging, alarm module (12-24VDC remote, 9V battery backup)	32–36" (813–914mm)	28/40
L1220D	Mechanical rim exit bar, camlock dogging, alarm module (12-24VDC remote, 9V battery backup)	37–48" (940–1219mm)	28/40
1220F	Mechanical rim exit bar for fire doors, alarm module (12-24VDC remote, 9V battery backup)	32–36" (813–914mm)	28/40
L1220F	Mechanical rim exit bar for fire doors, alarm module (12-24VDC remote, 9V battery backup)	37–48" (940–1219mm)	28/40
1230A	Mechanical rim exit bar, with alarm module (12-24VDC remote)	32–36" (813–914mm)	28/40
L1230A	Mechanical rim exit bar, with alarm module (12-24VDC remote)	37–48" (940–1219mm)	28/40
1230D	Mechanical rim exit bar, camlock dogging, alarm module (12-24VDC remote)	32–36" (813–914mm)	28/40
L1230D	Mechanical rim exit bar, camlock dogging, alarm module (12-24VDC remote)	37–48" (940–1219mm)	28/40
1230F	Mechanical rim exit bar for fire doors, alarm module (12-24VDC remote)	32–36" (813–914mm)	28/40
L1230F	Mechanical rim exit bar for fire doors, alarm module (12-24VDC remote)	37–48" (940–1219mm)	28/40

Accessories

Model	Description
DDS	Double door strike, black oxide finish
SS1	Signal switch SPDT
SS2	Signal switch 2SPDT
SS1W	Signal switch SPDT weather-proof with mounting hardware

NOTES: Models with A,C or D Suffix: cULus Listed Panic Hardware, ANSI/BHMA A156.3-2001, Grade 1 Models with F Suffix: cULus Fire Exit Hardware rated 3-hours, ANSI/BHMA A156.3, Grade 1 Conforms to ANSI/UL10C and UBC 7-2 (1997)
Alarm cylinder not included.

RCI Exit Devices



1300 Series
Electrified Rim Exit Bar

Interlocking latch design.
2-1/2"H x 3-5/8"D (63.5mm x 92mm)

3 Year Warranty
3 Year Limited Warranty

- Continuous-duty solenoid provides a remote unlock feature for controlled entry
- Field-selectable 12/24 VDC (800mA @ 12VDC, 400mA @ 24VDC)
- Weather resistant for outdoor use
- All devices re-latch
- Camlock and cylinder dogging available (for non-fire labeled doors)
- Choice of 3 alarm modules
- Two standard bar lengths are offered – can be field cut for custom lengths
- Non-handed
- High security, exceeding a 1" dead bolt
- Made in the USA
- UL certified ANSI/BHMA A156.3-2008, Grade 1
- UL Listed Fire Exit Hardware, 3 hour fire-rating
- UL Listed Panic Hardware
- Conforms to Positive Pressure Standards UL 10C & UBC 7-2
- Accepted by NYC MEA 337-92M

c UL us LISTED

Options

- SS1A-10/20/30*– Signal Switch for models with alarm modules (SPDT)
- SS2A-20/30* – Signal Switch for models with alarm modules (2SPDT)
- LMS – Lock Monitor Switch. Rated 5A, 250V DC

How To Order

Model	Description	For Door Widths	Finish
1300A	Electrified rim exit bar, no dogging	24–36" (610–914mm)	28/40
L1300A	Electrified rim exit bar, no dogging	37–48" (940–1219mm)	28/40
1300C*	Electrified rim exit bar, cylindrical dogging	24–36" (610–914mm)	28/40
L1300C*	Electrified rim exit bar, cylindrical dogging	37–48" (940–1219mm)	28/40
1300D	Electrified rim exit bar, camlock dogging	24–36" (610–914mm)	28/40
L1300D	Electrified rim exit bar, camlock dogging	37–48" (940–1219mm)	28/40
1300F	Electrified rim exit bar for fire doors	24–36" (610–914mm)	28/40
L1300F	Electrified rim exit bar for fire doors	37–48" (940–1219mm)	28/40
1310A	Electrified rim exit bar, no dogging, alarm module (9V battery)	32–36" (813–914mm)	28/40
L1310A	Electrified rim exit bar, no dogging, alarm module (9V battery)	37–48" (940–1219mm)	28/40
1310D	Electrified rim exit bar, camlock dogging, alarm module (9V battery)	32–36" (813–914mm)	28/40
L1310D	Electrified rim exit bar, camlock dogging, alarm module (9V battery)	37–48" (940–1219mm)	28/40
1310F	Electrified rim exit bar for fire doors, alarm module (9V battery)	32–36" (813–914mm)	28/40
L1310F	Electrified rim exit bar for fire doors, alarm module (9V battery)	37–48" (940–1219mm)	28/40
1320A	Electrified rim exit bar, alarm module (12-24VDC remote, 9V battery backup)	32–36" (813–914mm)	28/40
L1320A	Electrified rim exit bar, alarm module (12-24VDC remote, 9V battery backup)	37–48" (940–1219mm)	28/40
1320D	Electrified rim exit bar, camlock dogging, alarm module (12-24VDC remote, 9V battery backup)	32–36" (813–914mm)	28/40
L1320D	Electrified rim exit bar, camlock dogging, alarm module (12-24VDC remote, 9V battery backup)	37–48" (940–1219mm)	28/40
1320F	Electrified rim exit bar, fire doors, alarm module (12-24VDC remote, 9V battery backup)	32–36" (813–914mm)	28/40
L1320F	Electrified rim exit bar, fire doors, alarm module (12-24VDC remote, 9V battery backup)	37–48" (940–1219mm)	28/40
1330A	Electrified rim exit bar, with alarm module (12-24VDC remote)	32–36" (813–914mm)	28/40
L1330A	Electrified rim exit bar, with alarm module (12-24VDC remote)	37–48" (940–1219mm)	28/40
1330D	Electrified rim exit bar, camlock dogging (12-24VDC remote)	32–36" (813–914mm)	28/40
L1330D	Electrified rim exit bar, camlock dogging (12-24VDC remote)	37–48" (940–1219mm)	28/40
1330F	Electrified rim exit bar for fire doors, alarm module (12-24VDC remote)	32–36" (813–914mm)	28/40
L1330F	Electrified rim exit bar for fire doors, alarm module (12-24VDC remote)	37–48" (940–1219mm)	28/40

Accessories

Model	Description
DDS	Double door strike, black oxide finish
SS1	Signal switch SPDT
SS2	Signal switch 2SPDT
SS1W	Signal switch SPDT weather-proof with mounting hardware

NOTES: Models with A,C or D Suffix: cULus Listed Panic Hardware, ANSI/BHMA A156.3-2001, Grade 1 Models with F Suffix: cULus Fire Exit Hardware rated 3-hours, ANSI/BHMA A156.3, Grade 1 Conforms to ANSI/UL10C and UBC 7-2 (1997) Alarm cylinder not included.

RCI Exit Devices



01 LTD



02P LTD



03C LTD



03P LTD



08-L



08E-L

Exterior Trims

For 1200/1300 rim exit devices.

- Electrified option available
- UL certified ANSI/BHMA 156.3, Grade 1
- UL certified for fire doors

How To Order

Model	Description	Finish
01-LTD	Exit only	28/40
02P-LTD	Escutcheon with pull – thru-bolt mounted 1-15/16"W	28/40
03C-LTD	Escutcheon only – cutout for cylinder 1-7/8"W, thru-bolt mounted	28/40
03P-LTD	Escutcheon with pull – cutout for cylinder 1-15/16"W, thru-bolt mounted	28/40
08-L	Lever – field selectable handing LH/RH, cutout for cylinder, thru-bolt mounted 1-13/16"W, Std. LHR, field reversible to RHR	28/40
08N-L	Lever narrow – cutout for cylinder, for 2-1/8" stile, thru-bolt mounted 1-13/16"W, specify handing	28/40
08-EL	Electrified lever – field selectable handing LH/RH, cutout for cylinder, thru-bolt mounted 1-13/16"W, Std. LHR, field reversible to RHR, 24VDC standard (12VDC optional)	28/40
08N-EL	Electrified lever narrow – cutout for cylinder, for 2-1/8" stile, thru-bolt mounted 1-13/16"W, specify handing, 24VDC standard (12VDC optional)	28/40

NOTE: Cylinders not supplied with trim.

Power Supplies

RCI Power Supplies



DKPS-2A Power Supply

13- 5/16" x 17- 5/8" x 4- 5/16" (338mm x 448mm x 110mm)

Energy
Field-Selectable
2A at 12 or 24VDC

Warranty
Lifetime Limited
Warranty

- Input = 100-240VAC, 50-60Hz. 2.4A Max. draw
- Output 2 Amps continuous supply current at Nominal 12/24 VDC
- 4 outputs each, with electronic over-current protection set at 2 Amp
- Built-in dedicated charger for sealed lead acid or gel cell type batteries
- Battery load and charge test every 48hr
- Battery Reversal protection
- Low Battery indication at 11.40/22.80 Volts
- Low Battery disconnect at 10.10/20.30 Volts
- Automatic switch over to stand-by battery upon AC Failure
- Common "Batt.Fault" CMOS relay and indicator for all battery and charger fault. 30VDC @ 60mA
- CMOS relay output and indicator for AC failure within 60 seconds. 30VDC @ 60mA
- LEDs display on enclosure door (Green, Yellow, Blue)
- Common "Out Fault" CMOS relay for DC failure on any of the 4 outputs. 30VDC @ 60mA
- Battery charging leads included
- FPDB (Fire Panel Disconnect Board) standard
- Tamper switch available (optional, but required when installation must meet UL294 Edition 6 or higher)

SECURITY c UL us LISTED



DKPS-4A Power Supply

12-1/2"W x 12-1/2"H x 4"D (318mm x 318mm x 102mm)

Energy
Field-Selectable
4A at 12 or 24VDC

Warranty
Lifetime Limited
Warranty

- Input = 100-240VAC, 50-60Hz. 1.8A Max. draw, fuse at 4 Amp
- Output 4 Amps continuous supply current Power Factor 0.6 at Nominal 12/24 VDC
- 8 outputs rated at 2.0 amps Max
- Built-in dedicated charger for sealed lead acid or gel cell type batteries
- Battery load and charge test every 48hr
- Battery Reversal protection
- Low Battery indication at 11.40/22.80 Volts
- Low Battery disconnect at 10/20.2 Volts
- Automatic switch over to stand-by battery upon AC Failure
- Common "Batt.Fault" CMOS relay and indicator for all battery and charger fault. 30VDC @ 60mA
- CMOS relay output and indicator for AC failure within 60 seconds. 30VDC @ 60mA
- LEDs display on enclosure door (Green, Yellow, Blue)
- Battery charging leads included
- FPDB (Fire Panel Disconnect Board) standard
- Tamper switch available (optional, but required when installation must meet UL294 Edition 6 or higher)

SECURITY c UL us LISTED

RCI Power Supplies





DKPS-6A Power Supply

13- 5/16" x 17- 5/8" x 4- 5/16" (338mm x 448mm x 110mm)

Energy
Field-Selectable
6A at 12 or 24VDC

Warranty
Lifetime Limited
Warranty

- Input = 100-240VAC, 50-60Hz. 2.5A Max. draw, fuse at 6 Amp
- Output 6 Amps continuous supply current Power Factor 0.6 at Nominal 12/24 VDC
- 8 outputs rated at 2.0 amps Max
- Built-in dedicated charger for sealed lead acid or gel cell type batteries
- Battery load and charge test every 48hr
- Battery Reversal protection
- Low Battery indication at 11.40/22.80 Volts
- Low Battery disconnect at 10/20.2 Volts
- Automatic switch over to stand-by battery upon AC Failure
- Common "Batt.Fault" CMOS relay and indicator for all battery and charger fault. 30VDC @ 60mA
- CMOS relay output and indicator for AC failure within 60 seconds. 30VDC @ 60mA
- LEDs display on enclosure door (Green, Yellow, Blue)
- Battery charging leads included
- FPDB (Fire Panel Disconnect Board) standard
- Tamper switch available (optional, but required when installation must meet UL294 Edition 6 or higher)

SECURITY c UL us LISTED

DKPS-TSW Tamper Switches

The tamper switch is a device that is designed to connect to the DKPS Power Supply. When installed, it signals a warning to authorized personnel if the metal enclosure has been removed from the wall and/or the door is not fully closed or secured.

DKPS-TSW1-02	Tamper switch for DKPS power supply enclosure door
DKPS-TWS2-02	Tamper switch for DKPS power supplies (enclosure door & installation)

Tamper switch is recommended but is required when the entire access control installation must meet UL294 Edition 6 or higher.

RCI Power Supplies Accessories



TD365 Day Timer

3-3/4"W x 4-11/16"H x 1"D
(95mm x 120mm x 25mm)

2 Year Warranty
3 Year Limited Warranty

- 24 hour, 365 day timer for individual daily events
- 2 momentary or latching SPDT relays to control locks and other electronically controlled devices or
- 40 holidays and 99 user events
- Large alpha-numeric backlit LCD display for easy programming
- Lithium battery included
- "First Person In" feature to prevent unattended open doors
- High current capabilities
- EEProm memory for safe storage of data (in the event of a power failure)
- Ideal for openings requiring scheduled access
- UL 294 Listed for access control system unit



PDD-FT Power Distribution Board With Fire Trigger

2-1/4"W x 3-3/4"H (56.5mm x 95.25mm)

2 Year Warranty
3 Year Limited Warranty

The PDD-FT board is a fire panel control interface. This board can be used to control DC output based on a fire alarm control panel. Outputs switch state on alarm.

- UL 294 Listed for access control system unit
- CAN/ULC-S319 Listed for access control unit power supply for Canada

SECURITY c UL us LISTED







PDM-4 Distribution Board

2-1/4"W x 3-3/4"H (56.5mm x 95.25mm)

PDM-8 Distribution Board

3-3/4"W x 4-3/4"H (95.5mm x 122mm)

PDM-8S Distribution Board

3-3/4"W x 4-3/4"H (95.5mm x 122mm)

2 Year Warranty
3 Year Limited Warranty

When installed into a power supply, servicing time can be greatly reduced by the output indicator LED's. If an output fuse is blown the accompanying LED will be off, simply identifying the device connected to this output. This will allow potential problems to be resolved quickly. In addition to short circuit protection, the input terminals also have a surge protector that can absorb a 1,500W spike or surge to protect connected devices.

- PDM-4 distributes a DC source into 4 outputs
- PDM-8 distributes a DC source into 8 outputs
- PDM-8S distributes up to 3 DC sources into 8 outputs
- The output voltage and total current available is determined by the input supply
- Separate red power indicator LED for each output
- UL 294 Listed for access control system unit
- CAN/ULC S319 Listed for access control system unit for Canada
- PDM-85 output is jumper selectable from 3 seperate inputs

RCI Power Supplies Accessories



NOTE: T1002 shown



NOTE: T1002 shown

AC Plug-In Transformers

2-1/4"W x 3-3/16"H x 2"D (57mm x 81mm x 51mm)

2 Year Warranty
3 Year Limited Warranty

- Plug into a standard 115VAC outlet to provide low voltage AC output
- Thermally protected to prevent overload due to short

Model	Description	Output Voltage / Power
T1002	Plug-In Transformer CSA to UL 1310	2VAC-20VA
T1004	Plug-In Transformer CSA to UL 1310	16VAC-20VA
T1008	Plug-In Transformer CSA to UL 1310	24VAC-20VA

AC Wire-In Transformers

T1001: 2-1/4"W x 2"H x 2"D (57mm x 51mm x 51mm)
T1005 and T1009: 2-1/4"W x 2"H x 2-1/4"D (57mm x 51mm x 57mm)

2 Year Warranty
3 Year Limited Warranty

- For permanent installations requiring hard wiring

Model	Description	Output Voltage / Power
T1001	Wire-In/UL Transformer	12VAC-20VA
T1005	Wire-In Transformer CSA to UL 1585	16.5VAC-37VA
T1009	Wire-In Transformer CSA to UL 1585	24VAC-40VA



DC Plug-In Power Supply

1-5/8"W x 3"H x 1-3/8"D (41mm x 76mm x 35mm)

2 Year Warranty
3 Year Limited Warranty

Plugs into a standard 115VAC outlet and provides a 12VDC output
- 6' Wire leads (1.8m)

Model	Description	Output Voltage / Power
T1003	Plug-In/UL Power Supply	12VDC-1.5A



Bridge Rectifiers

10R1, 10R1-6: 3/16"D x 3/8"Dia. (4.75mm x 9.5mm)
10R3, 10R3-6: 1/4"D x 5/8"Sq. (6.4mm x 16mm)

2 Year Warranty
3 Year Limited Warranty

- Converts non-filtered AC to DC for silent operation
- Shrink-connect leads on -6" leads

Model	Description	Output Voltage / Power
10R1	Rectifier	1A
10R1-6	Rectifier with 6" leads	1A
10R3	Rectifier	3A
10R3-6	Rectifier with 6" lead	3A

Terms & Conditions

Freight
Transportation and handling charges on all goods are prepaid by RCI, and billed back to the customer, unless otherwise specified. Free freight will apply on all orders of US$4000.00 net or more per purchase order within the continental United States, unless otherwise specified. Carrier to be selected by RCI; air freight and other requested shipments will be at the expense of the customer. Handling is added to freight.

Product Changes
RCI reserves the right to discontinue models and/or make changes at anytime in materials, parts, components, specification, etc., without notice and without incurring any obligations on models built prior to the change.

Shortages
A written claim for shortages must be made within 10 days after receipt of the order.

Templates
Templates are available for all standard products, special templates and wiring diagrams for custom orders are available upon request for a minimal fee.

Defective Products
Products that exhibit defects in any material and/or workmanship will be replaced by the factory upon verification by a local representative or the technical department at RCI. All returns must be issued a returned material authorization (RMA) number prior to being sent back to our facility. Returns can be done immediately or periodically, depending on the urgency. They will be addressed promptly. Warranty information is available upon request for individual products.

Cancelled Orders
Cancelled orders are subject to an additional charge. Cancellation will not be accepted of goods that are not regular stock items, such as special orders. Damage Claims – Title passes to the customer upon delivery to the carrier. Loss and damage claims must be filed with the carrier by the customer. Disputes with the carrier do not alter our payment terms and are the responsibility of the customer.

Credit Balance
Any resulting credit balance on a customer's account for returns or any reason other than RCI's error, must be used as a credit against future purchases. Checks will not be issued to pay off a credit balance, other than due to RCI's error.

Prices
Orders are accepted with the understanding that they will be billed at prices in effect at the time of shipment, except when firm prices have been quoted. Prices are subject to change without notice.

FOB
Prices are FOB our warehouse. Upon pick-up by the transportation company, shipments become the property of the purchaser, who assumes the risk of loss or damage in transit.

Payment Terms
Payment terms are NET 30 DAYS to customers with approved credit. Cash discount terms of 2% - 10 days are available unless otherwise stated. We reserve the right to withhold shipment to accounts that do not meet our payment terms. State sales tax is extra where applicable.

Returned Goods
Any defects or errors for which RCI is responsible for will be promptly rectified. Returned goods will not be accepted without prior approval and a returned material authorization (RMA) number, which must appear on all documentation relating to the returned merchandise. The original invoice number and purchase order number is required for all returns. All returns must be shipped with freight prepaid. Returned goods are subject to a minimum restocking charge of 20%. There may be additional charges to replace any abused or misused parts or components to restore the product to its original or saleable condition. Time limit for returning merchandise is 30 days after authorization, unless otherwise stated.

Special Order Returns
Returns of "Special Orders" will not be authorized.

C.O.D.
While processing a credit application, RCI may require your initial order C.O.D. We reserve the right to make C.O.D. shipments at our discretion.

Discounts
All discounts are subject to foreign exchange fluctuations, changes in import duties, and other applicable taxes.

E&OE
Errors and Omissions Excepted.

Minimum Charge
No minimum charges apply.

dormakaba Canada Inc.
65 Struck Court
Cambridge, ON Canada N1R 8L2
Tel: 800-265-6630
sales_RCI@dormakaba.com
www.dormakaba.us

ZLPRODCAT 320